


QUARTERLY REPORT OF REVENUE AND OTHER RECEIPTS
 As of the Quarter Ending June 30, 2016
 (In Pesos)


Department : State Universities & Colleges (SUCs)
 Agency : JOSE RIZAL MEMORIAL STATE UNIVERSITY (SYSTEM)
 Operating Unit : _____
 Organization Code (UACS) : 08-085-00-00000
 Fund Source : Internally Generated Income (STF & IGP)

CLASSIFICATION / SOURCES OF REVENUE AND OTHER RECEIPTS	UACS Code	REVENUE TARGET (Annual)	ACTUAL REVENUE AND OTHER RECEIPTS COLLECTIONS					CUMULATIVE REMITTANCE /DEPOSITS TO DATE			VARIANCE		Remarks
			1st Quarter	2nd Quarter	3rd Quarter	4th Quarter	TOTAL	Remittance to BTr	Deposited with AGDB	Total	Amount	%	
1	2	3	4	5	6	7	8=(4+5+6+7)	9	10	11=(9+10)	12=(8-3)	13 = (12 / 3)	14
A. General Fund (formerly Fund 101)													
- Tax													
Documentary Stamp Tax													
- Non-Tax													
Permit Fees Import													
B. Special Account in the General Fund (formerly Fund 105, 183, 401, 151-159)													
- Tax													
- Non-Tax													
C. Off-Budget Accounts (formerly Fund 161 to 164, etc.)		153,283,000.00	34,320,202.51	47,433,902.61	-	-	81,754,105.12	-	81,978,753.94	81,978,753.94	(71,528,894.88)	-47%	
- Tuition Fees	40202010-01		13,111,215.91	20,334,397.32	-	-	33,445,613.23		34,760,669.49	34,760,669.49			
-Registration			23,475.00	56,635.00			80,110.00		80,110.00	80,110.00			
-Clearance/Certification			84,980.00	78,700.00			163,680.00		163,680.00	163,680.00			
-Fines and Penalties	40202140		18,025.00	14,255.00			32,280.00		32,280.00	32,280.00			
- Income Collected from Students	40202010-01		8,481,097.50	11,422,572.50			19,903,670.00		20,862,364.66	20,862,364.66			
- Income from other sources (Other Bus. Income)	40202990-99		69,510.00	53,600.00			123,110.00		119,260.00	119,260.00			
- Income from Hostes/Dormitories etc.	40202130-00		88,093.10	58,088.10			146,181.20		146,181.10	146,181.10			
-School Fees	40202010-02		7,249,149.00	9,410,927.00			16,660,076.00		16,365,796.00	16,365,796.00			
-Other School Fees	40202010-03		1,280,840.00	758,707.00			2,039,547.00		297,945.00	297,945.00			
- Rent/Lease Income			-	-			-		-	-			
-Other Service Income	40201990		3,913,817.00	5,246,020.69			9,159,837.69		9,150,467.69	9,150,467.69			
Income Generating Projects (Other business Income)	40201990	8,326,000.00	1,156,112.99	1,985,119.00			3,141,231.99		3,060,745.72	3,060,745.72	(5,184,768.01)		
D. Custodial Funds (formerly Fund 101-184, 187)		24,303,000.00	11,517,719.00	12,150,651.00	-	-	23,668,370.00	-	22,392,482.00	22,392,482.00	(634,630.00)	-3%	
- Held in Trust Collected from Students	20401010		9,491,348.00	11,481,003.00			20,972,351.00		19,579,463.00	19,579,463.00			
- Held in Trust Externally Funded Projects (Research)			-	-			-		-	-			
- Scholarship Fund			2,026,371.00	669,648.00			2,696,019.00		2,813,019.00	2,813,019.00			
TOTAL		185,912,000.00	46,994,034.50	61,569,672.61	-	-	108,563,707.11	-	107,431,981.66	107,431,981.66	(77,348,292.89)	-42%	
GRAND TOTAL		185,912,000.00	46,994,034.50	61,569,672.61	-	-	108,563,707.11	-	107,431,981.66	107,431,981.66	(77,348,292.89)		


Certified Correct


EDER E. CAYONGCONG, CPA
 Accountant III
 July 25, 2016

Reviewed by


ATTY. NIZZA P. LESTERIO, CPA
 Finance Management Officer II
 July 25, 2016

Approved By:


AIDA O. LANIOSO, Ed.D
 OIC- Office of the University President
 July 25, 2016

108,563,707.11