

QUARTERLY REPORT OF REVENUE AND OTHER RECEIPTS

As of the Quarter Ending December 31, 2016

(In Pesos)


Department : State Universities & Colleges (SUCs)
 Agency : JOSE RIZAL MEMORIAL STATE UNIVERSITY (SYSTEM)
 Operating Unit :
 Organization Code (UACS) : 08-085-00-00000
 Fund Source : Internally Generated Income (STF & IGP)


CLASSIFICATION / SOURCES OF REVENUE AND OTHER RECEIPTS	UACS Code	REVENUE TARGET (Annual)	ACTUAL REVENUE AND OTHER RECEIPTS COLLECTIONS					CUMULATIVE REMITTANCE /DEPOSITS TO DATE			VARIANCE		Remarks
			1st Quarter	2nd Quarter	3rd Quarter	4th Quarter	TOTAL	Remittance to BTr	Deposited with AGDB	Total	Amount	%	
1	2	3	4	5	6	7	8=(4+5+6+7)	9	10	11=(9+10)	12=(8-3)	13 = (12 / 3)	14
A. General Fund (formerly Fund 101)													
- Tax													
Documentary Stamp Tax													
- Non-Tax													
Permit Fees Import													
B. Special Account in the													
General Fund (formerly Fund 105, 183, 401, 151-159)													
- Tax													
- Non-Tax													
C. Off-Budget Accounts (formerly Fund 161 to 164, etc.)		153,283,000.00	34,320,202.51	47,429,902.61	46,056,158.47	39,645,207.78	167,451,471.37	-	138,673,879.05	138,673,879.05	14,168,471.37	9%	
- Tuition Fees	40202010-01		13,111,215.91	20,334,397.32	12,218,515.30	15,822,174.98	61,486,303.51		56,487,500.48	56,487,500.48			
-Registration			23,475.00	56,635.00	17,575.00	53,010.00	150,695.00		353,533.00	353,533.00			
-Clearance/Certification			84,980.00	78,700.00	91,885.00	113,645.00	369,210.00		1,082,985.00	1,082,985.00			
-Fines and Penalties	40202140		18,025.00	14,255.00	41,240.00	43,809.70	117,329.70		222,237.39	222,237.39			
- Income Collected from Students	40202010-01		8,481,097.50	11,422,572.50	24,320,081.50	11,189,778.00	55,413,529.50		35,363,735.16	35,363,735.16			
- Income from other sources (Other Bus. Income)	40202990-99		69,510.00	49,600.00	389,368.67	284,675.50	793,154.17		150,820.00	150,820.00			
- Income from Hostes/Dormitories etc.	40202130-00		88,093.10	58,088.10	4,000.00	-	150,181.20		405,014.55	405,014.55			
-School Fees	40202010-02		7,249,149.00	9,410,927.00	5,581,207.00	6,513,219.80	28,754,502.80		24,721,105.67	24,721,105.67			
-Other School Fees	40202010-03		1,280,840.00	758,707.00	1,035,225.00	644,245.00	3,719,017.00		3,627,237.00	3,627,237.00			
- Rent/Lease Income			-	-	-	-	-		-	-			
-Other Service Income	40201990		3,913,817.00	5,246,020.69	2,357,061.00	4,980,649.80	16,497,548.49		16,259,710.80	16,259,710.80			
Income Generating Projects (Other business Income)	40201990	8,326,000.00	1,156,112.99	1,985,119.00	1,315,315.75	2,559,449.95	7,015,997.69		5,875,340.84	5,875,340.84	(1,310,002.31)		
D. Custodial Funds (formerly Fund 101-184, 187)		24,303,000.00	11,517,719.00	12,186,651.00	7,638,675.00	11,384,306.35	42,727,351.35	-	39,748,791.05	39,748,791.05	18,424,351.35	76%	
- Held in Trust Collected from Students	20401010		9,491,348.00	11,481,003.00	5,911,627.00	7,024,366.00	33,908,344.00		34,532,209.00	34,532,209.00			
- Held in Trust Externally Funded Projects (Research)			-	36,000.00	36,000.00	309,867	381,866.95		245,866.95	245,866.95			
- Scholarship Fund			2,026,371.00	669,648.00	1,691,048.00	4,050,073	8,437,140.40		4,970,715.10	4,970,715.10			
TOTAL		185,912,000.00	46,994,034.50	61,601,672.61	55,010,149.22	53,588,964.08	217,194,820.41	-	184,298,010.94	184,298,010.94	31,282,820.41	17%	
GRAND TOTAL		185,912,000.00	46,994,034.50	61,601,672.61	55,010,149.22	53,588,964.08	217,194,820.41		184,298,010.94	184,298,010.94	31,282,820.41		


Certified Correct:

Reviewed by:

Approved By:


EDER E. CAYONGCONG, CPA
 Accountant III
 December 31, 2016


ATTY. NIZZA P. LESTERIO, CPA
 Finance Management Officer II
 December 31, 2016


EDGAR S. BALBUENA, FFUP, Ed.D, SFRIEdr.
 University President
 December 31, 2016