




QUARTERLY PHYSICAL REPORT OF OPERATION  
As of 2017 September 30

Department: State Universities and Colleges (SUCs)  
Appropriations: Current Year Appropriations  
Agency: Jose Rizal Memorial State University  
Operating Unit: N/A  
Organization Code (UACS): 080850000000  
Report Status: SUBMITTED

Particulars	UACS CODE	Physical Targets					Physical Accomplishments					Variance as of September 30 2017	Remarks
		1st Quarter	2nd Quarter	3rd Quarter	4th Quarter	Total	1st Quarter	2nd Quarter	3rd Quarter	4th Quarter	Total		
1	2	3	4	5	6	7=(3+4+5+6)	8	9	10	11	12=(8+9+10+11)	13	14
Part A													
I. Operations													
MFO 1: HIGHER EDUCATION SERVICES	3010000000												
Total Number of Graduates													
Quantity													
Total Number of graduates			1900			1900	ongoing	2827	ongoing		2827	148.79%	
Percentage of accredited programs to total number of programs				12%	13%	25%	ongoing	ongoing	ongoing		ongoing	ongoing	
Quality													
Percentage of total graduates that are in priority courses			36%			36%	ongoing	84%	ongoing		84%	233.33%	
Average passing percentage of licensure exam by SUCs graduates/National				22%	23%	45%	ongoing	ongoing	65.73% (33.16%/50.45%)		65.73% (33.16%/50.45%)	146.07%	
Timeliness													
Percentage of graduates who finished their academic program according to the prescribed timeframe			60%			60%	ongoing	93.30%	ongoing		93.30%	155.50%	
MFO 2: RESEARCH SERVICES	3020000000												
Number of research Studies completed													
Quantity													
Number of research studies completed in the last 3 years		1	1	2	2	6	187	12	96		295	4916.67%	
Quality													
Percentage of Research Projects Completed in last 3 years		13%	13%	14%	14%	54%	3316.67% (199/6)	150% (9/6)	1600% (96/6)		5,066.67% (304/6)	9382.72%	
Percentage of research output presented in local, regional, national or international fora		6%	6%	7%	8%	27%	3316.67% (199/6)	150% (9/6)	616.67% (37/6)		4,083.33% (245/6)	15123.44%	
Timeliness													
Percentage of research project conducted or completed on schedule		21%	21%	21%	22%	85%	316% (19/6)	100% (6/6)	1600% (96/6)		2,016.67% (121/6)	2372.55%	
MFO 3: TECHNICAL ADVISORY EXTENSION SERVICES	3030000000												
Number of persons trained weighted by the length of training													
Quantity													
Number of person trained weighted by length of training		150	150	150	150	600	3758	2286	3510		9,554	1592.33%	
Number of persons provided with technical advice training		125	125	125	125	500	289	341	350		980	196%	
Quality													
Percentage of trainees/clients who rated services rendered as good or better		75%	75%	75%	75%	75%	98.50%	98%	98.60%		98.37%	131.16%	
Percentage of clients who rate the advisory services as good or better		60%	60%	60%	60%	60%	99%	99%	99.14%		99.05%	165.08%	
Timeliness													
Percentage of request for training responded within 3 days of request		60%	60%	60%	60%	60%	100%	100%	100%		100%	166.67%	
Percentage of request for technical advice that are responded to within 3 days		60%	60%	60%	60%	60%	100%	100%	100%		100%	166.67%	
Percentage of person given training or advisory services who rate timeliness of service delivery as good or better		60%	60%	60%	60%	60%	98.75%	99%	98.65%		98.80%	164.67%	

Prepared By:   
Evelyn C. Capiseno  
In coordination with:   
Lyn Cada  
Approved By:   
Edgardo Balbuena  
Planning Services Head/Planning Officer  
Date: 28/Oct/2017  
Financial Services Head/Budget Officer  
Date: 28/Oct/2017  
Agency Head/Department Secretary  
Date: 29/Oct/2017