

MONTHLY REPORT OF DISBURSEMENTS
For the month of July 31, 2017

FAR NO. 4

Department :
Agency : JOSE RIZAL MEMORIAL STATE UNIVERSITY
Operating Unit :
Organization Code (UACS) :
Funding source Code (as clustered) :
(e.g. Old Fund Code: 101, 102, 151)


Particulars	CURRENT YEAR BUDGET					PRIOR YEAR'S BUDGET											SUB - TOTAL	TRUST LIABILITIES				GRAND TOTAL					REMARKS	
	PS	MOOE	Fin. Exp	CO	TOTAL	PRIOR YEAR'S ACCOUNTS PAYABLE					CURRENT YEAR'S ACCOUNTS PAYABLE							TOTAL	PS	MOOE	CO	TOTAL	PS	MOOE	Fin. Exp	CO		TOTAL
						PS	MOOE	Fin. Exp	CO	Sub-Total	PS	MOOE	Fin. Exp	CO	Sub-Total	PS												
1	2	3	4	5	6=(2+3+4+5)	7	8	9	10	11=(7+8+9+10)	12	13	14	15	16 = (12+13+14+15)	17=(11+16)	18=(6+17)	19	20	21	22 = (19+20+21)	23	24	25	26	27=(23+24+25+26)	28	
Notice of Cash Allocation (NCA)					42,442,429.00																							
MDS Checks Issued	3,481,739.69	1,728,022.34		2,589,306.01	7,799,068.04				498,702.90	498,702.90		1,027,906.96			1,027,906.96	1,526,609.86	9,325,677.90					3,481,739.69	2,755,929.30			3,088,008.91	9,325,677.90	
Advice to Debit Account	8,775,987.68	1,681,950.26			10,457,937.94	65,175.78				65,175.78						65,175.78	10,523,113.72					8,841,163.46	1,681,950.26				10,523,113.72	
Income																												
Working Fund (NCA issued to BTr)																												
Tax Remittance Advices Issued (TRA)	1,165,563.47	1,048,886.65			2,214,450.12												2,214,450.12					1,165,563.47	1,048,886.65				2,214,450.12	
Cash Disbursements Ceiling (CDC)																												
Non-Cash Availment Authority (NCAA)																												
Others (CDT, BTr Docs Stamp, etc.)																												
TOTAL	12,257,727.37	3,409,972.60	-	2,589,306.01	18,257,005.98	65,175.78	-	-	498,702.90	563,878.68	-	1,027,906.96	-	-	1,027,906.96	1,591,785.64	19,848,791.62	-	-	-	-	12,322,903.15	4,437,879.56	-	3,088,008.91	19,848,791.62		


SUMMARY:

	Previous Report (June 2017)	This month (July 2017)	As of Date
Total Disbursements Authorities Received			
NCA	184,738,448.00	42,442,429.00	227,180,877.00
Working Fund			
TRA	11,318,761.01	2,214,450.12	13,533,211.13
CDC			
NCAA			
Others (CDT, BTr, Docs Stamp, etc.)			
Less: Notice of Transfer Allocations (NTA)* issued			
Total Disbursements Authorities Available	184,738,448.00	42,442,429.00	227,180,877.00
Less: Lapsed NCA Disbursements*	162,113,928.76	19,848,791.62	181,962,720.38
Balance of Disbursements Authorities as of date	22,624,519.24	22,593,637.38	45,218,156.62

	Report as of June 2017	This Month (July 2017)	As of this Date
Total Disbursements Program	177,372,000.00	66,499,000.00	243,871,000.00
Less: * Actual Disbursements	162,113,928.76	19,848,791.62	181,962,720.38
(Over)/Under Spending	15,258,071.24	46,650,208.38	61,908,279.62


Notes: The use of NTA is discouraged
* Amounts should Tally

Prepared by:

LOURDES T. WALLER, BS
Administrative Officer V
Budget Officer Designate

Certified Correct

EDER E. CAYONGCONG, CPA
Accountant III

Date:

Noted:

Approved By:

EDGAR S. BALBUENA, Ed.D., FFUP, FRIDr
University President
Date:

MONTHLY REPORT OF DISBURSEMENTS
For the month of August 31, 2017

FAR NO. 4

Department :
Agency : JOSE RIZAL MEMORIAL STATE UNIVERSITY
Operating Unit :
Organization Code (UACS) :
Funding source Code (as clustered) :
(e.g. Old Fund Code: 101, 102, 151)

Particulars	CURRENT YEAR BUDGET					PRIOR YEAR'S BUDGET											SUB - TOTAL	TRUST LIABILITIES				GRAND TOTAL					REMARKS	
	PS	MOOE	Fin. Exp	CO	TOTAL	PRIOR YEAR'S ACCOUNTS PAYABLE					CURRENT YEAR'S ACCOUNTS PAYABLE							PS	MOOE	CO	TOTAL	PS	MOOE	Fin. Exp	CO	TOTAL		
						PS	MOOE	Fin. Exp	CO	Sub-Total	PS	MOOE	Fin. Exp	CO	Sub-Total	TOTAL												
1	2	3	4	5	6=(2+3+4+5)	7	8	9	10	11=(7+8+9+10)	12	13	14	15	16 = (12+13+14+15)	17=(11+16)	18=(6+17)	19	20	21	22 = (19+20+21)	23	24	25	26	27=(23+24+25+26)	28	
Notice of Cash Allocation (NCA)																												
MDS Checks Issued	6,684,568.25	1,290,513.95			7,975,082.20							9,000.00			9,000.00	9,000.00	7,984,082.20					6,684,568.25	1,290,513.95			7,984,082.20		
Advice to Debit Account	9,160,719.74	1,511,043.84		103,125.00	10,774,888.58				2,430,142.17	2,430,142.17		334,442.65			334,442.65	2,764,584.82	13,539,473.40					9,160,719.74	1,845,486.49		2,533,267.17	13,539,473.40		
Income																												
Working Fund (NCA issued to BTr)																												
Tax Remittance Advices Issued (TRA)	1,734,404.65	289,702.11			2,024,106.76												2,024,106.76					1,734,404.65	289,702.11			2,024,106.76		
Cash Disbursements Calling (CDC)																												
Non-Cash Availment Authority (NCAA)																												
Others (CDT, BTr Docs Stamp, etc.)																												
TOTAL	15,845,287.99	2,801,557.79	-	103,125.00	18,749,970.78	-	-	-	2,430,142.17	2,430,142.17	-	343,442.65	-	-	343,442.65	2,773,584.82	21,523,555.60	-	-	-	-	15,845,287.99	3,145,000.44	-	2,533,267.17	21,523,555.60	-	


SUMMARY:


	Previous Report (July 2017)	This month (August 2017)	As of Date
Total Disbursements Authorities Received			
NCA	227,180,877.00	54,553,602.00	281,734,479.00
Working Fund			
TRA	13,533,211.13	2,024,106.76	15,557,317.89
CDC			
NCAA			
Others (CDT, BTr, Docs Stamp, etc.)			
Less: Notice of Transfer Allocations (NTA)* issued			
Total Disbursements Authorities Available	227,180,877.00	54,553,602.00	281,734,479.00
Less: Lapsed NCA			
Disbursements*	181,962,720.38	21,523,555.60	203,486,275.98
Balance of Disbursements Authorities as of to date	45,218,156.62	33,030,046.40	78,248,203.02
			15,557,118.87

	Report as of July 2017	This Month (August 2017)	As of this Date
Total Disbursements Program	243,871,000.00	48,662,000.00	292,533,000.00
Less: * Actual Disbursements	181,962,720.38	21,523,555.60	203,486,275.98
(Over)/Under Spending	61,908,279.62	27,138,444.40	89,046,724.02

Notes: The use of NTA is discouraged
* Amounts should Tally

Prepared by: 
LOURDES T. VALLEJOS
Administrative Officer V
Budget Officer Designate
September 5, 2017

Certified Correct: 
EDER E. CAYONGCONG, CPA
Accountant III
Date: Septmebr 5, 2017

Approved By: 
EDGAR S. BALBUENA, Ed.D., FJUP, DFRIM, DFRIPAr, FDR
University President
Date: September 5, 2017

STATE OF TEXAS
 DEPARTMENT OF TRANSPORTATION

2012

STATE OF TEXAS
 DEPARTMENT OF TRANSPORTATION
 TEXAS STATE HIGHWAY DEPARTMENT

ACCOUNT	STATE				COUNTY								TOTAL			
	AMOUNT	PERCENT	DATE	REMARKS	DADE	DALLAS	DALLAM	DALLAS	DALLAS	DALLAS	DALLAS	DALLAS	DALLAS	DALLAS	DALLAS	
STATE	1000000	100%	12/31/11													
DADE COUNTY	100000	10%	12/31/11													
DALLAS COUNTY	900000	90%	12/31/11													
TOTAL	1000000	100%	12/31/11													

ACCOUNT	AMOUNT	PERCENT	DATE
STATE	1000000	100%	12/31/11
DADE COUNTY	100000	10%	12/31/11
DALLAS COUNTY	900000	90%	12/31/11
TOTAL	1000000	100%	12/31/11

ACCOUNT	AMOUNT	PERCENT	DATE
STATE	1000000	100%	12/31/11
DADE COUNTY	100000	10%	12/31/11
DALLAS COUNTY	900000	90%	12/31/11
TOTAL	1000000	100%	12/31/11

STATE OF TEXAS
 DEPARTMENT OF TRANSPORTATION
 TEXAS STATE HIGHWAY DEPARTMENT

STATE OF TEXAS
 DEPARTMENT OF TRANSPORTATION
 TEXAS STATE HIGHWAY DEPARTMENT

STATE OF TEXAS
 DEPARTMENT OF TRANSPORTATION
 TEXAS STATE HIGHWAY DEPARTMENT