

Particulars	UACS CODE	Appropriation			Allotments			Current Year Obligations				Current Year Obligations				Unliquid Obligations								
		Authorized Appropriation	Adjustments (Transfer To/From, Realignment)	Adjusted Appropriations	Allotments Received	Adjustments (Withdrawal, Realignment)	Transfer To	Transfer From	Adjusted Total Allotments	1st Quarter Ending March 31	2nd Quarter			3rd Quarter			Total	Unreserved Appropriations	Unobligated Allotment	Unliquid Obligations (15-20) + (21-24)				
											Ending June 30	Ending Sept 30	Ending Dec 31	Ending June 30	Ending Sept 30	Ending Dec 31				Due and Demandable	Not Yet Due and Demandable			
1	2	3	4	5=(3+4)	6	7	8	9	10=(8+9)	11	12	13	14	15=(11+12+13+14)	16	17	18	19	20=(16+17+18+19)	21=(8-19)	22=(10-18)	23	24	
PS																								
Sub-Total Agency-Specific		368,016,000.00		368,016,000.00	326,200,000.00				326,200,000.00	62,567,092.02				62,567,092.02	57,133,874.00				57,133,874.00	41,816,000.00	263,632,607.98		5,433,218.02	
PS		252,057,000.00		252,057,000.00	244,641,000.00				244,641,000.00	53,687,356.09				53,687,356.09	50,796,057.57				50,796,057.57	7,418,000.00	190,953,643.91		2,868,298.52	
MOOE		63,997,000.00		63,997,000.00	39,567,000.00				39,567,000.00	8,879,735.93				8,879,735.93	6,334,816.43				6,334,816.43	24,400,000.00	30,687,264.07		2,544,919.50	
Fin Ex																								
CO		51,992,000.00		51,992,000.00	41,992,000.00				41,992,000.00											10,000,000.00	41,992,000.00			
II Automatic Appropriations																								
Retirement and Life Insurance Premiums	01104102																							
General Administration and Support	10000000000000	3,580,000.00		3,580,000.00	3,580,000.00				3,580,000.00	846,893.18				846,893.18	742,894.74				742,894.74		2,733,306.82		103,798.44	
General Management and Supervision	10000100001000	3,580,000.00		3,580,000.00	3,580,000.00				3,580,000.00	846,893.18				846,893.18	742,894.74				742,894.74		2,733,306.82		103,798.44	
PS		3,580,000.00		3,580,000.00	3,580,000.00				3,580,000.00	846,893.18				846,893.18	742,894.74				742,894.74		2,733,306.82		103,798.44	
Operations	30000000000000	18,908,000.00		18,908,000.00	18,908,000.00				18,908,000.00	4,461,613.36				4,461,613.36	3,820,532.07				3,820,532.07		14,446,366.61		641,061.32	
CO Relevant and quality tertiary education ensured to achieve inclusive growth and access of deserving but poor students to quality tertiary education increased	31000000000000	18,908,000.00		18,908,000.00	18,908,000.00				18,908,000.00	4,461,613.36				4,461,613.36	3,820,532.07				3,820,532.07		14,446,366.61		641,061.32	
HIGHER EDUCATION PROGRAM	31010000000000	18,908,000.00		18,908,000.00	18,908,000.00				18,908,000.00	4,461,613.36				4,461,613.36	3,820,532.07				3,820,532.07		14,446,366.61		641,061.32	
Provision of Higher Education Services Including P 24,400,000 for Tulang-Dunong	310100100001000	18,908,000.00		18,908,000.00	18,908,000.00				18,908,000.00	4,461,613.36				4,461,613.36	3,820,532.07				3,820,532.07		14,446,366.61		641,061.32	
PS		18,908,000.00		18,908,000.00	18,908,000.00				18,908,000.00	4,461,613.36				4,461,613.36	3,820,532.07				3,820,532.07		14,446,366.61		641,061.32	
Sub-Total Automatic Appropriations		22,488,000.00		22,488,000.00	22,488,000.00				22,488,000.00	5,308,306.57				5,308,306.57	4,563,426.81				4,563,426.81		17,179,893.43		744,879.78	
PS		22,488,000.00		22,488,000.00	22,488,000.00				22,488,000.00	5,308,306.57				5,308,306.57	4,563,426.81				4,563,426.81		17,179,893.43		744,879.78	
MOOE																								
Fin Ex																								
CO																								
III Special Purpose Fund																								
Pension and Gratuity Fund	01101407		427,573.00	427,573.00	427,573.00				427,573.00	427,572.36				427,572.36	427,572.36				427,572.36				62	
Purpose	40000000000000		427,573.00	427,573.00	427,573.00				427,573.00	427,572.36				427,572.36	427,572.36				427,572.36				62	
Pension and Gratuity Fund	40060000000000		427,573.00	427,573.00	427,573.00				427,573.00	427,572.36				427,572.36	427,572.36				427,572.36				62	
For payment of pension	400600000001000		427,573.00	427,573.00	427,573.00				427,573.00	427,572.36				427,572.36	427,572.36				427,572.36				62	
PS			427,573.00	427,573.00	427,573.00				427,573.00	427,572.36				427,572.36	427,572.36				427,572.36				62	
Sub-Total SPF			427,573.00	427,573.00	427,573.00				427,573.00	427,572.36				427,572.36	427,572.36				427,572.36				62	
PS			427,573.00	427,573.00	427,573.00				427,573.00	427,572.36				427,572.36	427,572.36				427,572.36				62	
MOOE																								
Fin Ex																								
CO																								
GRAND TOTAL		390,504,000.00	427,573.00	390,931,573.00	346,115,573.00				346,115,573.00	68,302,970.97				68,302,970.97	62,124,873.19				62,124,873.19	41,816,000.00	280,812,602.03		6,176,097.78	
PS		274,545,000.00	427,573.00	274,972,573.00	267,556,573.00				267,556,573.00	58,423,236.04				58,423,236.04	55,790,056.76				55,790,056.76	7,418,000.00	208,133,337.96		3,833,178.28	
MOOE		63,997,000.00		63,997,000.00	39,567,000.00				39,567,000.00	8,879,735.93				8,879,735.93	6,334,816.43				6,334,816.43	24,400,000.00	30,687,264.07		2,544,919.50	
Fin Ex																								
CO		51,992,000.00		51,992,000.00	41,992,000.00				41,992,000.00											10,000,000.00	41,992,000.00			

Certified Correct

Certified Correct


Recommended By

Approved By



LYN A. CANDA

Budget Officer


Date 18/Apr/2018


EDER E. CAYONGCONG, CPA
Accountant

Date


ATTY. NIZZA P. LESTERIO, CPA
Financial Management Officer

Date 18/Apr/2018


DAYLINDA LUZ R. LAPUT, Ph D
University President

Date 18/Apr/2018