






1. Number of trainees weighted by the length of training		2,860	2,860	2,860	2,863.75	11,443.75	2,908	13,300						
2. Number of extension programs organized and supported consistent with the SUC's mandated and priority programs		14	14	14	15	57	18	42						
3. Percentage of beneficiaries who rate the training courses and advisory services as satisfactory or higher in terms of quality and relevance		99%	99%	100%	100%	99.44%	100%	100%						
<b>II. Projects</b>														
Operations	3E+14													
OO : Relevant and quality tertiary education ensured to achieve inclusive growth and access of deserving but poor students to quality tertiary education increased	3.1E+14													
<b>HIGHER EDUCATION PROGRAM</b>	3.101E+14													
Locally-Funded Project(s)	3.101E+14													
Construction of 2 storey 12 CL School Building and facilities in Tampulan Campus	3.101E+14													
Construction of 2 Storey 12 CL School Building in Tampulan		15%	25%	25%	35%	100%		10%					10%	
Construction of 2 storey 12 CL School Building and facilities in Kalipunan Campus	3.101E+14													
Construction of 2Storey 12 CL School Building and facilities in Kalipunan		15%	25%	25%	35%	100%		15%					15%	
Construction/Repair/Rehabilitation of Academic Building	3.101E+14													
Purchase of Various Equipment Outlay	3.101E+14													
OO : Higher education research improved to promote economic productivity and innovation	3.2E+14													
<b>RESEARCH PROGRAM</b>	3.202E+14													
Locally-Funded Project(s)	3.202E+14													
Developing a cassava value chain from the raw materials to the processed chips	3.202E+14													
Developing a cassava value chain from the raw materials to the processed chips		10%	15%	25%	50%	100%		7%						
OO : Community engagement increased	3.3E+14													
<b>TECHNICAL ADVISORY EXTENSION PROGRAM</b>	3.301E+14													
Locally-Funded Project(s)	3.301E+14													
Bringing Health Care to the People: Health Resiliency of families	3.301E+14													
Bringing Health Care to the People Health Resiliency of families		10%	15%	25%	50%	100%		14%						

Prepared By:  In coordination with:  Approved By:   
 EVELYN R. CAMPSEÑO, Ed. D. LYNN A. CANDA DAYLINDA LUZ R. LAPUT, Ph. D.  
 Planning Services Head/Planning Officer Financial Services Head/Budget Officer Agency Head/Department Secretary  
 Date: 12/Jul/2018 Date: 12/Jul/2018 Date: 12/Jul/2018