





Particulars	UACS CODE	Appropriations			Allotments		Current Year Obligations		Current Year Disbursements		Balances			
		Authorized Appropriation	Adjustments (Transfer To)/From, Realignment	Adjusted Appropriations	Allotments Received	Adjusted Total Allotments	1st Quarter Ending March 31	Total	1st Quarter Ending March 31	Total	Unreleased Appropriations	Unobligated Allotment	Unpaid Obligations (15-20) = (23+24)	
													Due and Demandable	Not Yet Due and Demandable
Purchase of various Equipment		5,000,000.00		5,000,000.00	-	-	-	-	-	5,000,000.00	-	-	-	-
Sub-Total, Agency Specific Budget		368,016,000.00	-	368,016,000.00	326,200,000.00	326,200,000.00	62,567,092.02	62,567,092.02	57,133,874.00	57,133,874.00	41,816,000.00	263,632,907.98	5,433,218.02	
PS		252,057,000.00	-	252,057,000.00	244,641,000.00	244,641,000.00	53,687,356.09	53,687,356.09	50,799,057.57	50,799,057.57	7,416,000.00	190,953,643.91	2,886,298.52	-
MOOE		63,967,000.00	-	63,967,000.00	39,567,000.00	39,567,000.00	8,879,735.93	8,879,735.93	6,334,816.43	6,334,816.43	24,400,000.00	28,387,264.07	2,544,919.50	-
Fin Exp. (if applicable)		-	-	-	-	-	-	-	-	-	-	-	-	-
CO		51,992,000.00	-	51,992,000.00	41,992,000.00	41,992,000.00	-	-	-	-	10,000,000.00	41,992,000.00	-	-
Automatic Appropriations	1 04 102	22,488,000.00	-	22,488,000.00	22,488,000.00	22,488,000.00	5,308,306.57	5,308,306.57	4,563,426.81	4,563,426.81	-	17,179,693.43	103,798.44	-
RLIP GAS		3,580,000.00	-	3,580,000.00	3,580,000.00	3,580,000.00	846,693.18	846,693.18	742,894.74	742,894.74	-	2,733,306.82	103,798.44	-
RLIP HES		18,908,000.00	-	18,908,000.00	18,908,000.00	18,908,000.00	4,461,613.39	4,461,613.39	3,820,532.07	3,820,532.07	-	14,446,386.61	-	-
Special Purpose Fund (Please specify)	1 01 406	-	-	-	427,573.00	427,573.00	427,572.38	427,572.38	427,572.38	427,572.38	-	0.62	-	-
SARO-ROIX-18 0006190 (Dr. Edgar S. Balbuena-Monetization)					427,573.00	427,573.00	427,572.38	427,572.38	427,572.38	427,572.38	-	0.62	-	-
RAND TOTAL		390,504,000.00	-	390,504,000.00	349,115,573.00	349,115,573.00	68,302,970.97	68,302,970.97	62,124,873.19	62,124,873.19	41,816,000.00	280,812,602.03	6,178,092.78	-
PS		274,545,000.00	-	274,545,000.00	267,556,573.00	267,556,573.00	59,423,235.04	59,423,235.04	55,790,056.76	55,790,056.76	7,416,000.00	208,133,337.96	3,633,178.28	0.00
MOOE		63,967,000.00	-	63,967,000.00	39,567,000.00	39,567,000.00	8,879,735.93	8,879,735.93	6,334,816.43	6,334,816.43	24,400,000.00	30,687,264.07	2,544,919.50	0.00
Fin Exp. (if applicable)		0.00	-	0.00	0.00	0.00	0.00	0.00	0.00	0.00	0.00	-	-	-
CO		51,992,000.00	-	51,992,000.00	41,992,000.00	41,992,000.00	0.00	0.00	0.00	0.00	10,000,000.00	41,992,000.00	-	0.00
Appropriation by MFO:		390,504,000.00	0.00	390,504,000.00	349,115,573.00	349,115,573.00	68,302,970.97	68,302,970.97	62,124,873.19	62,124,873.19	41,816,000.00	280,812,602.03	5,537,016.46	0.00
MFO 1		268,214,000.00	0.00	268,214,000.00	243,814,000.00	243,814,000.00	53,761,325.63	53,761,325.63	49,859,467.30	49,859,467.30	24,400,000.00	190,052,674.37	3,260,777.01	-
MFO 2		6,042,000.00	-	6,042,000.00	6,042,000.00	6,042,000.00	801,965.09	801,965.09	584,245.09	584,245.09	0.00	5,240,034.91	217,720.00	-
MFO 3		1,642,000.00	-	1,642,000.00	1,642,000.00	1,642,000.00	232,340.00	232,340.00	29,360.00	29,360.00	0.00	1,409,660.00	202,980.00	-
GASS		60,314,000.00	-	60,314,000.00	52,898,000.00	52,898,000.00	13,079,767.87	13,079,767.87	11,224,228.42	11,224,228.42	7,416,000.00	39,818,232.13	1,855,539.45	-
PROJECTS		54,292,000.00	-	54,292,000.00	44,292,000.00	44,292,000.00	-	-	-	-	10,000,000.00	44,292,000.00	-	-
MPBF		-	-	-	427,573.00	427,573.00	427,572.38	427,572.38	427,572.38	427,572.38	-	0.62	-	-

Certified Correct:

LYN A. GANDA
 Budget Officer III
 Date: April 10, 2018

Certified Correct:

EDER E. CAYONGCONG, CPA
 Accountant III
 Date: January 15, 2017

Reviewed by:

ATTY. NIZZA P. LESTERIO, CPA
 Finance Management Officer II
 Date: April 15, 2018


DAYLINDA LUZ R. LAPUT, Ph.D
 University President