

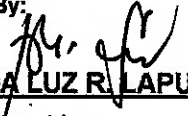


industries, NGOs, NGAs, SMEs, and other stakeholders as a result of extension activities													
Output Indicators													
1. Number of trainees weighted by the length of training													
		15	16	16	16	63	9	15	22	19	65	2	
2. Number of extension programs organized and supported consistent with the SUC's mandated and priority programs													
		2,860	2,860	2,860	2,864	11,444	1034	1590	4,815	4,105	11,544	100.25	
3. Percentage of beneficiaries who rate the training course/s and advisory services as satisfactory or higher in terms of quality and relevance													
		14	14	14	15	57	9	14	23	13	59	2	
		99%	99%	100%	100%	99.44%	100%	100%	100%	100%	100%	0.56%	

This report was generated using the Unified Reporting System on 24/01/2020 17:01

Prepared By: 
LEONARDO J. ZAMORAS, CE. DPA
 Planning Officer
 Date: 1/24/20 5:13 PM

In coordination with:

LYN A. CANDA
 Budget Officer
 Date: 1/24/20 5:15 PM

Approved By: 
DAYLINDA LUZ R. LAPUT, Ph.D
 University President
 Date: 1/24/20 5:18 PM