

STATEMENT OF APPROPRIATIONS, ALLOTMENTS, OBLIGATIONS, DISBURSEMENTS AND BALANCES
As at the Quarter Ending June 30, 2019

Department: State Universities and Colleges (SUCs)
 Agency: Jose Rizal Memorial State University
 Operating Unit: < not applicable >
 Organization Code: 08 085 000000
 Fund Cluster: 01 Regular Agency Fund
 (e.g. UACS Fund Cluster: 01-Regular Agency Fund, 02-Foreign Assisted Projects Fund, 03-Special Account-Locally Funded/Domestic Grants Fund, and 04-Special Account-Foreign Assisted/Foreign Grants Fund)

X

Particulars	UACS CODE	Appropriations			Allotments					Current Year Obligations				Current Year Disbursements				Balances					
		Authorized Appropriations	Adjustments (Transfer To/From, Realignment)	Adjusted Appropriations	Allotments Received	Adjustments (Withdrawal)	Transfer To	Transfer From	Adjusted Total Allotments	1st Quarter Ending March 31	2nd Quarter Ending June 30	3rd Quarter Ending Sept. 30	4th Quarter Ending Dec. 31	TOTAL	1st Quarter Ending March 31	2nd Quarter Ending June 30	3rd Quarter Ending Sept. 30	4th Quarter Ending	TOTAL	Unreleased Appro	Unobligated Allotments	Unpaid Obligations (15-20)=(23+24)	
																						10=([8+(-)7]-8+9)	15=(11+12+13+14)
1	2	3	4	5=(3+4)	6	7	8	9	10=([8+(-)7]-8+9)	11	12	13	14	15=(11+12+13+14)	16	17	18	19	20=(16+17+18+19)	21	22	23	24
I Agency Specific Budget		366,639,000.00	0.00	366,639,000.00	342,791,000.00	0.00	0.00	0.00	342,791,000.00	58,383,264.00	106,509,782.00	0.00	0.00	164,892,066.00	56,450,591.00	85,871,299.00	0.00	0.00	142,321,890.00	23,848,000.00	177,896,934.00	0.00	22,570,176.00
General Administration and Support	10000000030000	75,771,000.00	0.00	75,771,000.00	56,923,000.00	0.00	0.00	0.00	56,923,000.00	12,770,009.00	15,289,706.00	0.00	0.00	28,058,715.00	11,485,309.00	15,707,135.00	0.00	0.00	27,192,444.00	8,848,000.00	28,864,285.00	0.00	866,271.00
General Management and Supervision	100000100301000	56,923,000.00	0.00	56,923,000.00	56,923,000.00	0.00	0.00	0.00	56,923,000.00	12,770,009.00	15,289,706.00	0.00	0.00	28,058,715.00	11,485,309.00	15,707,135.00	0.00	0.00	27,192,444.00	0.00	28,864,285.00	0.00	866,271.00
PS		47,015,000.00	0.00	47,015,000.00	47,015,000.00	0.00	0.00	0.00	47,015,000.00	9,383,011.00	13,392,004.00	0.00	0.00	22,775,015.00	8,546,014.00	13,384,123.00	0.00	0.00	21,930,137.00	0.00	24,239,985.00	0.00	844,878.00
MOOE		9,908,000.00	0.00	9,908,000.00	9,908,000.00	0.00	0.00	0.00	9,908,000.00	3,386,998.00	1,893,702.00	0.00	0.00	5,283,700.00	2,939,295.00	2,323,012.00	0.00	0.00	5,262,307.00	0.00	4,624,300.00	0.00	21,393.00
Administration of Personnel Benefits	100000100302000	18,848,000.00	0.00	18,848,000.00	0.00	0.00	0.00	0.00	0.00	0.00	0.00	0.00	0.00	0.00	0.00	0.00	0.00	0.00	0.00	8,848,000.00	0.00	0.00	0.00
PS		18,848,000.00	0.00	18,848,000.00	0.00	0.00	0.00	0.00	0.00	0.00	0.00	0.00	0.00	0.00	0.00	0.00	0.00	0.00	0.00	8,848,000.00	0.00	0.00	0.00
Sub-Total, General Administration and Support		75,771,000.00	0.00	75,771,000.00	56,923,000.00	0.00	0.00	0.00	56,923,000.00	12,770,009.00	15,289,706.00	0.00	0.00	28,058,715.00	11,485,309.00	15,707,135.00	0.00	0.00	27,192,444.00	8,848,000.00	28,864,285.00	0.00	866,271.00
PS		65,863,000.00	0.00	65,863,000.00	47,015,000.00	0.00	0.00	0.00	47,015,000.00	9,383,011.00	13,392,004.00	0.00	0.00	22,775,015.00	8,546,014.00	13,384,123.00	0.00	0.00	21,930,137.00	8,848,000.00	24,239,985.00	0.00	844,878.00
MOOE		9,908,000.00	0.00	9,908,000.00	9,908,000.00	0.00	0.00	0.00	9,908,000.00	3,386,998.00	1,893,702.00	0.00	0.00	5,283,700.00	2,939,295.00	2,323,012.00	0.00	0.00	5,262,307.00	0.00	4,624,300.00	0.00	21,393.00
FinEx (if Applicable)		0.00	0.00	0.00	0.00	0.00	0.00	0.00	0.00	0.00	0.00	0.00	0.00	0.00	0.00	0.00	0.00	0.00	0.00	0.00	0.00	0.00	0.00
CO		0.00	0.00	0.00	0.00	0.00	0.00	0.00	0.00	0.00	0.00	0.00	0.00	0.00	0.00	0.00	0.00	0.00	0.00	0.00	0.00	0.00	0.00
Operations	300000000300000	290,868,000.00	0.00	290,868,000.00	285,868,000.00	0.00	0.00	0.00	285,868,000.00	45,613,275.00	91,222,076.00	0.00	0.00	136,833,351.00	44,965,282.00	70,164,164.00	0.00	0.00	115,129,446.00	0.00	149,034,649.00	0.00	21,703,905.00
CO - interventions and quality tertiary education ensured to achieve inclusive growth and access of deserving but poor students to quality tertiary education increased		284,477,000.00	0.00	284,477,000.00	279,477,000.00	0.00	0.00	0.00	279,477,000.00	44,316,934.00	90,083,564.00	0.00	0.00	134,403,498.00	43,960,288.00	68,907,247.00	0.00	0.00	112,867,535.00	5,000,000.00	145,073,502.00	0.00	21,535,963.00
HIGHER EDUCATION PROGRAM		284,477,000.00	0.00	284,477,000.00	279,477,000.00	0.00	0.00	0.00	279,477,000.00	44,316,934.00	90,083,564.00	0.00	0.00	134,403,498.00	43,960,288.00	68,907,247.00	0.00	0.00	112,867,535.00	5,000,000.00	145,073,502.00	0.00	21,535,963.00
Provision of Higher Education Services	310100100302000	240,892,000.00	0.00	240,892,000.00	240,892,000.00	0.00	0.00	0.00	240,892,000.00	44,316,934.00	70,213,604.00	0.00	0.00	114,530,538.00	43,960,288.00	68,907,247.00	0.00	0.00	112,867,535.00	0.00	128,361,462.00	0.00	1,863,003.00
PS		222,323,000.00	0.00	222,323,000.00	222,323,000.00	0.00	0.00	0.00	222,323,000.00	42,188,987.00	65,579,902.00	0.00	0.00	107,767,889.00	42,079,392.00	65,358,126.00	0.00	0.00	107,437,518.00	0.00	114,555,111.00	0.00	330,371.00
MOOE		18,569,000.00	0.00	18,569,000.00	18,569,000.00	0.00	0.00	0.00	18,569,000.00	2,127,947.00	4,634,702.00	0.00	0.00	6,762,649.00	1,880,896.00	3,549,121.00	0.00	0.00	5,430,017.00	0.00	11,806,351.00	0.00	1,332,632.00
Project(s)		43,585,000.00	0.00	43,585,000.00	38,585,000.00	0.00	0.00	0.00	38,585,000.00	0.00	19,872,960.00	0.00	0.00	19,872,960.00	0.00	0.00	0.00	0.00	0.00	5,000,000.00	18,712,040.00	0.00	19,872,960.00
Locally-Funded Project(s)		43,585,000.00	0.00	43,585,000.00	38,585,000.00	0.00	0.00	0.00	38,585,000.00	0.00	19,872,960.00	0.00	0.00	19,872,960.00	0.00	0.00	0.00	0.00	0.00	5,000,000.00	18,712,040.00	0.00	19,872,960.00
Upgrade / Rehabilitation / Construction of Two-Storey Learning	310100200013000	38,585,000.00	0.00	38,585,000.00	38,585,000.00	0.00	0.00	0.00	38,585,000.00	0.00	19,872,960.00	0.00	0.00	19,872,960.00	0.00	0.00	0.00	0.00	0.00	0.00	18,712,040.00	0.00	19,872,960.00
CO		38,585,000.00	0.00	38,585,000.00	38,585,000.00	0.00	0.00	0.00	38,585,000.00	0.00	19,872,960.00	0.00	0.00	19,872,960.00	0.00	0.00	0.00	0.00	0.00	0.00	18,712,040.00	0.00	19,872,960.00
Construction of Digital Hub Building, Main Campus	310100200014000	5,000,000.00	0.00	5,000,000.00	0.00	0.00	0.00	0.00	0.00	0.00	0.00	0.00	0.00	0.00	0.00	0.00	0.00	0.00	0.00	5,000,000.00	0.00	0.00	0.00
CO		5,000,000.00	0.00	5,000,000.00	0.00	0.00	0.00	0.00	0.00	0.00	0.00	0.00	0.00	0.00	0.00	0.00	0.00	0.00	0.00	5,000,000.00	0.00	0.00	0.00
CO - Higher education research improved to promote economic		4,053,000.00	0.00	4,053,000.00	4,053,000.00	0.00	0.00	0.00	4,053,000.00	1,192,192.00	957,613.00	0.00	0.00	2,149,805.00	961,512.00	1,088,622.00	0.00	0.00	2,050,534.00	0.00	1,903,195.00	0.00	99,271.00

Department: State Universities and Colleges (SUCs)

Agency: Jose Rizal Memorial State University

Operating Unit: < not applicable >

Organization Code: 08 085 000000

Fund Cluster: 01 Regular Agency Fund

(e.g. UACS Fund Cluster: 01-Regular Agency Fund, 02-Foreign Assisted Projects Fund, 03-Special Account-Locally Funded/Domestic Grants Fund, and 04-Special Account-Foreign Assisted/Foreign Grants Fund)

X

Particulars	UACS CODE	Appropriations			Allotments					Current Year Obligations					Current Year Disbursements					Balances			
		Authorized Appropriations	Adjustments (Transfer To/From, Realignment)	Adjusted Appropriations	Allotments Received	Adjustments (Withdrawal)	Transfer To	Transfer From	Adjusted Total Allotments	1st Quarter Ending March 31	2nd Quarter Ending June 30	3rd Quarter Ending Sept. 30	4th Quarter Ending Dec. 31	TOTAL	1st Quarter Ending March 31	2nd Quarter Ending June 30	3rd Quarter Ending Sept. 30	4th Quarter Endin	TOTAL	Unreleased Appro	Unobligated Allotments	Unpaid Obligations (15-20)=(23+24)	
																						10=(8+(-1)*7)-8+9	11
RESEARCH PROGRAM		4,053,000.00	0.00	4,053,000.00	4,053,000.00	0.00	0.00	0.00	4,053,000.00	1,192,192.00	957,613.00	0.00	0.00	2,149,805.00	961,912.00	1,088,622.00	0.00	0.00	2,050,534.00	0.00	1,903,195.00	0.00	99,271.00
Conduct of Research Services	3202001000000	4,053,000.00	0.00	4,053,000.00	4,053,000.00	0.00	0.00	0.00	4,053,000.00	1,192,192.00	957,613.00	0.00	0.00	2,149,805.00	961,912.00	1,088,622.00	0.00	0.00	2,050,534.00	0.00	1,903,195.00	0.00	99,271.00
MOOE		4,053,000.00	0.00	4,053,000.00	4,053,000.00	0.00	0.00	0.00	4,053,000.00	1,192,192.00	957,613.00	0.00	0.00	2,149,805.00	961,912.00	1,088,622.00	0.00	0.00	2,050,534.00	0.00	1,903,195.00	0.00	99,271.00
OO Community engagement increased		2,338,000.00	0.00	2,338,000.00	2,338,000.00	0.00	0.00	0.00	2,338,000.00	104,149.00	175,899.00	0.00	0.00	280,048.00	43,082.00	168,295.00	0.00	0.00	211,377.00	0.00	2,057,952.00	0.00	68,671.00
TECHNICAL ADVISORY EXTENSION PROGRAM		2,338,000.00	0.00	2,338,000.00	2,338,000.00	0.00	0.00	0.00	2,338,000.00	104,149.00	175,899.00	0.00	0.00	280,048.00	43,082.00	168,295.00	0.00	0.00	211,377.00	0.00	2,057,952.00	0.00	68,671.00
Provision of Extension Services	3301001000000	2,338,000.00	0.00	2,338,000.00	2,338,000.00	0.00	0.00	0.00	2,338,000.00	104,149.00	175,899.00	0.00	0.00	280,048.00	43,082.00	168,295.00	0.00	0.00	211,377.00	0.00	2,057,952.00	0.00	68,671.00
MOOE		2,338,000.00	0.00	2,338,000.00	2,338,000.00	0.00	0.00	0.00	2,338,000.00	104,149.00	175,899.00	0.00	0.00	280,048.00	43,082.00	168,295.00	0.00	0.00	211,377.00	0.00	2,057,952.00	0.00	68,671.00
Sub-Total, Operations		290,868,000.00	0.00	290,868,000.00	285,868,000.00	0.00	0.00	0.00	285,868,000.00	45,613,275.00	91,223,076.00	0.00	0.00	136,833,351.00	44,965,282.00	70,164,164.00	0.00	0.00	115,129,446.00	0.00	149,034,649.00	0.00	21,703,905.00
PS		222,323,000.00	0.00	222,323,000.00	222,323,000.00	0.00	0.00	0.00	222,323,000.00	42,188,987.00	65,579,902.00	0.00	0.00	107,767,889.00	42,079,392.00	65,358,126.00	0.00	0.00	107,437,518.00	0.00	114,555,111.00	0.00	330,371.00
MOOE		24,960,000.00	0.00	24,960,000.00	24,960,000.00	0.00	0.00	0.00	24,960,000.00	3,424,288.00	5,765,214.00	0.00	0.00	9,192,502.00	2,885,890.00	4,806,038.00	0.00	0.00	7,691,928.00	0.00	15,767,498.00	0.00	1,500,574.00
FinEx (if Applicable)		0.00	0.00	0.00	0.00	0.00	0.00	0.00	0.00	0.00	0.00	0.00	0.00	0.00	0.00	0.00	0.00	0.00	0.00	0.00	0.00	0.00	0.00
CO		43,585,000.00	0.00	43,585,000.00	38,585,000.00	0.00	0.00	0.00	38,585,000.00	0.00	19,872,960.00	0.00	0.00	19,872,960.00	0.00	0.00	0.00	0.00	0.00	5,000,000.00	18,712,040.00	0.00	19,872,960.00
Sub-Total, I Agency Specific Budget		366,639,000.00	0.00	366,639,000.00	342,791,000.00	0.00	0.00	0.00	342,791,000.00	58,383,284.00	106,503,782.00	0.00	0.00	164,892,066.00	56,450,591.00	85,871,299.00	0.00	0.00	142,321,890.00	23,848,000.00	177,898,934.00	0.00	22,570,176.00
PS		288,186,000.00	0.00	288,186,000.00	269,338,000.00	0.00	0.00	0.00	269,338,000.00	51,571,998.00	78,973,905.00	0.00	0.00	130,542,904.00	50,625,406.00	78,742,249.00	0.00	0.00	129,367,655.00	8,848,000.00	138,795,096.00	0.00	1,175,249.00
MOOE		34,868,000.00	0.00	34,868,000.00	34,868,000.00	0.00	0.00	0.00	34,868,000.00	6,811,286.00	7,664,916.00	0.00	0.00	14,476,202.00	5,825,185.00	7,129,050.00	0.00	0.00	12,954,235.00	0.00	20,391,798.00	0.00	1,521,967.00
FinEx (if Applicable)		0.00	0.00	0.00	0.00	0.00	0.00	0.00	0.00	0.00	0.00	0.00	0.00	0.00	0.00	0.00	0.00	0.00	0.00	0.00	0.00	0.00	0.00
CO		43,585,000.00	0.00	43,585,000.00	38,585,000.00	0.00	0.00	0.00	38,585,000.00	0.00	19,872,960.00	0.00	0.00	19,872,960.00	0.00	0.00	0.00	0.00	0.00	5,000,000.00	18,712,040.00	0.00	19,872,960.00
II. Automatic Appropriations		24,683,000.00	0.00	24,683,000.00	24,683,000.00	0.00	0.00	0.00	24,683,000.00	5,691,831.00	6,459,747.00	0.00	0.00	12,150,578.00	5,640,991.00	6,397,552.00	0.00	0.00	12,038,543.00	0.00	12,532,422.00	0.00	112,035.00
Retirement and Life Insurance Premiums		24,683,000.00	0.00	24,683,000.00	24,683,000.00	0.00	0.00	0.00	24,683,000.00	5,691,831.00	6,459,747.00	0.00	0.00	12,150,578.00	5,640,991.00	6,397,552.00	0.00	0.00	12,038,543.00	0.00	12,532,422.00	0.00	112,035.00
PS		24,683,000.00	0.00	24,683,000.00	24,683,000.00	0.00	0.00	0.00	24,683,000.00	5,691,831.00	6,459,747.00	0.00	0.00	12,150,578.00	5,640,991.00	6,397,552.00	0.00	0.00	12,038,543.00	0.00	12,532,422.00	0.00	112,035.00
Sub-total		24,683,000.00	0.00	24,683,000.00	24,683,000.00	0.00	0.00	0.00	24,683,000.00	5,691,831.00	6,459,747.00	0.00	0.00	12,150,578.00	5,640,991.00	6,397,552.00	0.00	0.00	12,038,543.00	0.00	12,532,422.00	0.00	112,035.00
PS		24,683,000.00	0.00	24,683,000.00	24,683,000.00	0.00	0.00	0.00	24,683,000.00	5,691,831.00	6,459,747.00	0.00	0.00	12,150,578.00	5,640,991.00	6,397,552.00	0.00	0.00	12,038,543.00	0.00	12,532,422.00	0.00	112,035.00
MOOE		0.00	0.00	0.00	0.00	0.00	0.00	0.00	0.00	0.00	0.00	0.00	0.00	0.00	0.00	0.00	0.00	0.00	0.00	0.00	0.00	0.00	0.00
FinEx		0.00	0.00	0.00	0.00	0.00	0.00	0.00	0.00	0.00	0.00	0.00	0.00	0.00	0.00	0.00	0.00	0.00	0.00	0.00	0.00	0.00	0.00
CO		0.00	0.00	0.00	0.00	0.00	0.00	0.00	0.00	0.00	0.00	0.00	0.00	0.00	0.00	0.00	0.00	0.00	0.00	0.00	0.00	0.00	0.00
GRAND TOTAL		391,322,000.00	0.00	391,322,000.00	367,474,000.00	0.00	0.00	0.00	367,474,000.00	64,075,115.00	112,967,529.00	0.00	0.00	177,042,644.00	62,091,582.00	92,268,851.00	0.00	0.00	154,360,433.00	23,848,000.00	190,431,356.00	0.00	22,682,211.00
PS		312,869,000.00	0.00	312,869,000.00	294,021,000.00	0.00	0.00	0.00	294,021,000.00	57,263,829.00	85,423,653.00	0.00	0.00	142,693,482.00	56,266,397.00	85,139,801.00	0.00	0.00	141,406,198.00	8,848,000.00	151,327,518.00	0.00	1,287,284.00
MOOE		34,868,000.00	0.00	34,868,000.00	34,868,000.00	0.00	0.00	0.00	34,868,000.00	6,811,286.00	7,664,916.00	0.00	0.00	14,476,202.00	5,825,185.00	7,129,050.00	0.00	0.00	12,954,235.00	0.00	20,391,798.00	0.00	1,521,967.00
CO		43,585,000.00	0.00	43,585,000.00	38,585,000.00	0.00	0.00	0.00	38,585,000.00	0.00	19,872,960.00	0.00	0.00	19,872,960.00	0.00	0.00	0.00	0.00	0.00	5,000,000.00	18,712,040.00	0.00	19,872,960.00

Department: State Universities and Colleges (SUCs)
 Agency: Jose Rizal Memorial State University
 Operating Unit: < not applicable >
 Organization Code: 08 085 000000
 Fund Cluster: 01 Regular Agency Fund

X

(e.g. UACS Fund Cluster: 01-Regular Agency Fund, 02-Foreign Assisted Projects Fund, 03-Special Account-Locally Funded/Domestic Grants Fund, and 04-Special Account-Foreign Assisted/Foreign Grants Fund)


Particulars	UACS CODE	Appropriations			Allotments					Current Year Obligations					Current Year Disbursements					Balances			
		Authorized Appropriations	Adjustments (Transfer To/From, Realignment)	Adjusted Appropriations	Allotments Received	Adjustments (Withdrawal)	Transfer To	Transfer From	Adjusted Total Allotments	1st Quarter Ending March 31	2nd Quarter Ending June 30	3rd Quarter Ending Sept. 30	4th Quarter Ending Dec. 31	TOTAL	1st Quarter Ending March 31	2nd Quarter Ending June 30	3rd Quarter Ending Sept. 30	4th Quarter Ending	TOTAL	Unreleased Appro	Unobligated Allotments	Unpaid Obligations (15-20)+(23+24)	
																						5=(3+4)	6
1	2	3	4	5=(3+4)	6	7	8	9	10=[(8+(-)7)-8+9]	11	12	13	14	15=(11+12+13+14)	16	17	18	19	20=(16+17+18+19)	21	22	23	24
Recapitulation by OO:																							
Agency Specific Budget		311,745,000.00	239,239,401.00	550,984,401.00	306,745,000.00	0.00	0.00	0.00	306,745,000.00	50,325,122.00	96,721,676.00	0.00	0.00	147,046,798.00	43,082.00	75,614,560.00	0.00	0.00	125,291,149.00	244,239,401.00	159,698,202.00	0.00	21,755,649.00
HIGHER EDUCATION PROGRAM		305,354,000.00	234,408,156.00	539,762,156.00	300,354,000.00	0.00	0.00	0.00	300,354,000.00	49,028,781.00	95,583,164.00	0.00	0.00	144,616,945.00	48,671,595.00	74,357,643.00	0.00	0.00	123,029,238.00	239,408,156.00	155,737,055.00	0.00	21,587,707.00
RESEARCH PROGRAM		4,053,000.00	2,721,053.00	6,774,053.00	4,053,000.00	0.00	0.00	0.00	4,053,000.00	1,192,192.00	957,613.00	0.00	0.00	2,149,805.00	961,912.00	1,088,622.00	0.00	0.00	2,050,534.00	2,721,053.00	1,903,195.00	0.00	99,271.00
TECHNICAL ADVISORY EXTENSION PROGRAM		2,338,000.00	2,110,192.00	4,448,192.00	2,338,000.00	0.00	0.00	0.00	2,338,000.00	104,149.00	175,899.00	0.00	0.00	280,048.00	43,082.00	168,295.00	0.00	0.00	211,377.00	2,110,192.00	2,057,952.00	0.00	68,671.00

Certified Correct:


Certified Correct:


Recommending Approval:

Approved By:


 LYN A. CANDIA
 System Budget Officer
 Date: 2019-07-19 13:52:19.0


 EDER E. GAYONGCONG, CPA
 Chief Accountant
 Date: 2019-07-19 13:52:19.0


 ATTY. NIZZA P. LESTERO, CPA
 Financial and Management Officer II
 Date: 2019-07-26 09:50


 DAYLINDA LUZAR LAPUT, Ph.D
 University President
 Date: 2019-07-26 12:38