

**QUARTERLY PHYSICAL REPORT OF OPERATIONS**  
As of the quarter ending September 30, 2015

BAR No. 1


Department: STATE UNIVERSITIES AND COLLEGES  
Agency: JOSE RIZAL MEMORIAL STATE UNIVERSITY (system)  
Operating Unit:  
Organizational Code: (UACS): 08-085-00-000000


x	Current Year Appropriations
	Supplemental Appropriations
	Continuing Appropriations
	Off-Budget Account

Particulars	UACS CODE	Physical Targets					Physical Accomplishments Targets					Variance as of	Remarks
		1st Quarter	2nd Quarter	3rd Quarter	4th Quarter	Total	1st Quarter	2nd Quarter	3rd Quarter	4th Quarter	Total		
<b>Part A:</b>													
<b>1. OPERATIONS:</b>													
<b>MFO 1- HIGHER EDUCATION SERVICES</b>	3000000000												
1.1 Total Number of Graduates				1,752		1,752		1,752		1,752		1,752	
1.2 Percentage of Total Graduates that are in priority courses				96%(1403/1461)		96%(1403/1461)	96%(1403/1461)		96%(1403/1461)		96%(1403/1461)		
1.3 Average passing percentage of licensure exams by SUCs graduates/national				52%/35%		52%/35%		148.57%		148.57%		148.57%	
1.4 Average percentage passing across all disciplines covered by the SUCs				52%(456/883)		52%(456/883)	48.13%(425/883)		48.13%(425/883)		48.13%(425/883)		
1.5 Percentage (cumulative) of accredited programs to total no. of programs				53.50%(84/157)		53.50%(84/157)	52.23%(82/157)		52.23%(82/157)				
1.6 Percentage of graduates who finished their academic programs according to prescribed timeframe				95%(1386/1461)		95%(1386/1461)	95%(1386/1461)		95%(1386/1461)				
<b>MFO 2- RESEARCH SERVICES</b>	3020000000												
2.1 Number of research studies completed in the last 3 years		53	54	54	58	219 (2013-2015)		191		202			
2.2 Percentage of Research Projects completed in the last 3 years		100% (53/53)	100% (54/54)	100%(54/54)	100%(58/58)	100%(219/219)	87.13%(88/101)		92.24%(201/219)				
2.3 Percentage of output presented in local, regional, national or international for a		100%(53/53)	100%(54/54)	100%(54/54)	100%(58/58)	100%(219/219)	87.21%(191/219)		92.24%(202/219)				
2.4 Percentage of research projects conducted or completed on schedule		100%(53/53)	100%(54/54)	100%(54/54)	100%(58/58)	100%(219/219)	87.21%(191/219)		92.24%(202/219)				
<b>MFO 3- EXTENSION SERVICES</b>	3030000000												
3.1 Number of persons trained weighted by length of training		2050	2050	2050	2050	8200		6,102		7544			
3.2 Number of persons provided with technical advice training		38	41	40	41	160		118		149			
3.3 Percentage of trainees/clients who rated services rendered as good or better		24.95% (1023/4100)	25.02% (1026/4100)	24.98% (1024/4100)	25.05% (1027/4100)	100% (4100/4100)	74.41%		92%		92% (3772/4100)		
3.4 Percentage of clients who rate the advisory services as good or better		24.95% (1023/4100)	25.02%(1026/4100)	24.98%(1024/4100)	25.05%(1027/4100)	100% (4100/4100)	74.41%		92%(3772/4100)				
3.5 Percentage of request for training responded to within 3 days of request		21.67% (13/60)	26.67%(16/60)	23.33% (14/60)	28.33%(17/60)	100%(60/60)	76.67%		96.67% (58/60)				
3.6 Percentage of request for technical advice that are responded to within 3 days		21.67%(13/60)	26.67%(16/60)	23.33%(14/60)	28.33%(17/60)	100%(60/60)	76.67%		96.67%(58/60)				
3.7 Percentage of persons given training or advisory services who rate timeliness of service delivery as good or better		24.95%(1023/4100)	25.02%(1026/4100)	24.98%(1024/4100)	25.05%(1027/4100)	100%(4100/4100)	74.41%		92%(3772/4100)				


Particulars	UACS CODE	Physical Targets					Physical Accomplishments Targets					Variance as of	Remarks	
		1st Quarter	2nd Quarter	3rd Quarter	4th Quarter	Total	1st Quarter	2nd Quarter	3rd Quarter	4th Quarter	Total			
<b>MFO 4- Support</b>														
4.1 Percentage of students and personnel who rated the non- academic services (e.g. Library services, medical /dental services, guidance services, ICT services, etc.) as good or better				97%		97%		97%	96%					
4.2 Percnetage of faculty and personnel enables to pursue studies/training		24.59%(105/427)	24.82%(106/427)	25.29%(108/427)	25.29%(108/427)	100%(427/427)		74.71%(319/427)	86.88%(385/427)					
4.3 QMS aligned with ISO Standards					QMS is aligned with ISO-9001 2008 BS EN ISO 9001 2000	QMS is aligned with ISO-9001 2008 BS EN ISO 9001 2000		QMS is aligned with ISO-9001 2008 BS EN ISO 9001 2000	QMS is aligned with ISO-9001 2008 BS EN ISO 9001 2000					
<b>MFO 5- General Administration and Support Services</b>	100010000													
5.1 Budget Utilization Rate (BUR)		25%	50%	65%	89%	89%		30%	53%					
5.1.2 By Obligations BUR or ratio of total obligations to total releases		25%	50%	70%	90%	90%		113%	107%					
5.1.3 By Disbursement BUR or ratio of total disbursement														
5.2 Submission to COA of reports on aging of Cash advances		completed	completed	completed	completed	completed		completed	completed	completed	completed	completed	completed	
5.3 Submission to COA of required financial statements and reports		completed	completed	completed	completed	completed		completed	completed	completed	completed	completed	completed	

Prepared by:

  
**EVELYN R. CAMPISENO, Ed.D**  
 VPRED/Planning Officer JRMSU System  
 Date: September 30, 2015

  
**LYN A. CANDA**  
 Budget Officer III  
 JRMSU System  
 Date: September 30, 2015

APPROVED:

  
**EDGAR S. BALBUENA, Ed.D, EdD, FEdR, FIRM**  
 University President  
 Date: September 30, 2015