

SUMMARY OF APPROVED BUDGET UTILIZATIONS, DISBURSEMENTS AND BALANCES BY OBJECT OF EXPENDITURES
As of the Quarter Ending September 30, 2104

Department : State Universities & Colleges (SUCs)
 Agency : JOSE RIZAL MEMORIAL STATE UNIVERSITY - MAIN CAMPUS
 Operating Unit :
 Organization Code (UACS) : 08-85-00-00000
 Funding Source Code (as clustered) : 3-08

Particulars	UACS CODE	Approved Budget			Budget Utilization					Disbursements					BALANCES		
		Approved Budgeted Revenue	Adjustments (Additions, Reductions, Realignment)	Adjusted Budgeted Revenue	1st Quarter Ending March 31	2nd Quarter Ending June 30	3rd Quarter Ending Sept. 30	4th Quarter Ending Dec. 31	Total	1st Quarter Ending March 31	2nd Quarter Ending June 30	3rd Quarter Ending Sept. 30	4th Quarter Ending Dec. 31	Total	Unutilized Budget	Unpaid Utilizations (10-15) = (17+18)	
1	2	3	4	5=[3+(-)4]	6	7	8	9	10=(6+7+8+9)	11	12	13	14	15=(11+12+13+14)	16=(5-10)	17	18
SUMMARY																	
A. AGENCY SPECIFIC BUDGET																	
Personnel Services		21,035,327.66	-	21,035,327.66	2,830,896.35	4,343,561.61	6,908,198.68	-	14,082,656.64	2,478,573.06	4,682,613.29	2,887,908.11	-	10,049,094.46	6,952,671.02	4,033,562.18	-
Salaries and Wages																	
Salaries and Wages - Regular	50101010			-					-					-	0.00	0.00	
Basic Salary - Civilian	50101010 01	3,516,528.00		3,516,528.00	821,088.00	846,157.00	896,295.00		2,563,540.00	821,088.00	846,157.00	359,016.09		2,026,261.09	952,988.00	537,278.91	
Salaries and Wages - Casual/Contractual	50101020			-					-					-	0.00	0.00	
Casual	50101020 01			-					-					-	0.00	0.00	
Emergency Labor	50101020 03	2,581,223.04		2,581,223.04	323,263.00	620,320.82	929,915.03		1,873,498.85	315,384.15	633,658.93	248,590.38		1,197,633.46	707,724.19	675,865.39	
Student Asst	50101020 05	1,228,000.00		1,228,000.00	93,534.40	145,419.26	263,866.58		502,820.24	48,262.99	227,054.58	54,194.00		329,511.57	725,179.76	173,308.67	
Part time	50101020 02	2,260,153.48		2,260,153.48	264,064.98	287,483.66	1,345,197.79		1,896,746.43	264,064.91	287,327.17	351,380.88		902,772.96	363,407.05	993,973.47	
Contractual	50101020 04			-					-					-	0.00	0.00	
Other Compensation																	
PERA	50102010 01			-					-					-	0.00	0.00	
Representation Allowance	50102020	348,000.00		348,000.00	65,400.00	92,000.00	106,500.00		263,900.00	68,000.00	63,000.00	87,000.00		218,000.00	84,100.00	45,900.00	
Transportation Allowance	50102030 01	348,000.00		348,000.00	64,500.00	92,000.00	106,500.00		263,000.00	62,000.00	63,000.00	87,000.00		212,000.00	85,000.00	51,000.00	
Honoraria	50102100	7,705,628.63		7,705,628.63	805,878.55	2,049,719.41	2,771,093.72		5,626,691.68	747,310.29	2,302,080.81	1,412,806.16		4,462,197.26	2,078,936.95	1,164,494.42	
Overtime & Night Pay	50102130	1,054,315.08		1,054,315.08	142,647.95	208,240.97	348,377.74		699,266.66	152,462.72	253,689.41	285,716.19		691,868.32	355,048.42	7,398.34	
Year-end Bonus	50102140	266,367.00		266,367.00			136,044.00		136,044.00					-	130,323.00	136,044.00	
Personnel Benefit Contributions																	
Employees Compensation Insurance Premiums	50103040			-	6,661.47	2,220.49	4,408.82		13,290.78		6,645.39	2,204.41		8,849.80	(13,290.78)	4,440.98	

SUMMARY OF APPROVED BUDGET UTILIZATIONS, DISBURSEMENTS AND BALANCES BY OBJECT OF EXPENDITURES
As of the Quarter Ending September 30, 2104

Department : State Universities & Colleges (SUCs)
 Agency : JOSE RIZAL MEMORIAL STATE UNIVERSITY - MAIN CAMPUS
 Operating Unit :
 Organization Code (UACS) : 08-85-00-00000
 Funding Source Code (as clustered) : 3-08

Particulars	UACS CODE	Approved Budget			Budget Utilization					Disbursements					BALANCES		
		Approved Budgeted Revenue	Adjustments (Additions, Reductions, Realignment)	Adjusted Budgeted Revenue	1st Quarter Ending March 31	2nd Quarter Ending June 30	3rd Quarter Ending Sept. 30	4th Quarter Ending Dec. 31	Total	1st Quarter Ending March 31	2nd Quarter Ending June 30	3rd Quarter Ending Sept. 30	4th Quarter Ending Dec. 31	Total	Unutilized Budget	Unpaid Utilizations (10-15) = (17+18)	
1	2	3	4	5=[3+(-)4]	6	7	8	9	10=(6+7+8+9)	11	12	13	14	15=(11+12+13+14)	16=(5-10)	17	18
Other Personnel Benefit				-					-					-	0.00	0.00	
Terminal Leave Benefits	50104030			-					-					-	0.00	0.00	
Other Personnel Benefits	50104990	1,727,112.43		1,727,112.43	243,858.00				243,858.00					-	1,483,254.43	243,858.00	
Maintenance & Other Operating Expenses		30,151,654.70	-	30,151,654.70	2,761,902.04	5,946,004.24	4,944,712.94	-	13,652,619.22	2,420,885.31	5,589,833.71	4,553,180.45	-	12,563,899.47	16,499,035.48	1,088,719.75	-
Traveling Expenses	823,387.54																
Traveling Expenses - Local	50201010	3,463,583.86		3,463,583.86	1,083,562.00	1,300,767.27	398,892.88		2,783,222.15	1,075,309.05	1,080,114.91	475,483.59		2,630,907.55	680,361.71	152,314.60	
Traveling Expenses - Foreign	50201020	410,000.00		410,000.00	30,420.00				30,420.00	27,000.00				27,000.00	379,580.00	3,420.00	
Training and Scholarship Expenses				-					-					-	0.00	0.00	
Training Expenses	50202010	2,499,399.52		2,499,399.52	58,350.00	473,590.00	110,890.00		642,830.00	69,950.00	434,830.00	160,660.00		665,440.00	1,856,569.52	(22,610.00)	
Scholarship Grants/Expenses	50202020	1,000,000.00		1,000,000.00					-					-	1,000,000.00	0.00	
Supplies and Materials Expenses				-					-					-	0.00	0.00	
Office Supplies Expenses	50203010	672,900.00		672,900.00	8,832.00	26,718.00	94,705.00		130,255.00	4,082.00	3,437.50	36,400.00		43,919.50	542,645.00	86,335.50	
Accountable Forms Expenses	50203020	100,000.00		100,000.00		100,000.00	5,250.00		105,250.00		100,000.00	49,810.00		149,810.00	(5,250.00)	(44,560.00)	
Medical, Dental and Laboratory Supplies Expenses	50203080	199,351.00		199,351.00		11,376.00			11,376.00					-	187,975.00	11,376.00	
Fuel, Oil and Lubricants Expenses	50203090	529,961.23		529,961.23	38,000.00	185,145.79	139,438.24		362,584.03	99,627.40	178,699.44	448,561.68		726,888.52	167,377.20	(364,304.49)	
Textbooks and Instructional Materials Expenses	50203110	1,500,000.00		1,500,000.00			12,475.00		12,475.00	185.00	173,326.00	106,475.00		279,986.00	1,487,525.00	(267,511.00)	
Other Supplies and Materials Expenses	50203990	2,351,964.00		2,351,964.00	778,027.50	227,853.48	1,193,481.50		2,199,362.48	455,267.00	172,670.00	283,120.12		911,057.12	152,601.52	1,288,305.36	
Utility Expenses				-					-					-	0.00	0.00	
Water Expenses	50204010			-					-			91,478.35		91,478.35	0.00	(91,478.35)	
Electricity Expenses	50204020	4,170,388.02		4,170,388.02		1,303,594.63	1,552,805.94		2,856,400.57		1,303,594.63	1,546,475.94		2,850,070.57	1,313,987.45	6,330.00	
Communication Expenses				-					-					-	0.00	0.00	

SUMMARY OF APPROVED BUDGET UTILIZATIONS, DISBURSEMENTS AND BALANCES BY OBJECT OF EXPENDITURES
As of the Quarter Ending September 30, 2104

Department : State Universities & Colleges (SUCs)
 Agency : JOSE RIZAL MEMORIAL STATE UNIVERSITY - MAIN CAMPUS
 Operating Unit :
 Organization Code (UACS) : 08-85-00-00000
 Funding Source Code (as clustered) : 3-08

Particulars	UACS CODE	Approved Budget			Budget Utilization					Disbursements					BALANCES		
		Approved Budgeted Revenue	Adjustments (Additions, Reductions, Realignment)	Adjusted Budgeted Revenue	1st Quarter Ending March 31	2nd Quarter Ending June 30	3rd Quarter Ending Sept. 30	4th Quarter Ending Dec. 31	Total	1st Quarter Ending March 31	2nd Quarter Ending June 30	3rd Quarter Ending Sept. 30	4th Quarter Ending Dec. 31	Total	Unutilized Budget	Unpaid Utilizations (10-15) = (17+18)	
																Due and Demandable / Accounts Payable	Not Yet Due and Demandable
1	2	3	4	5=[3+(-)4]	6	7	8	9	10=(6+7+8+9)	11	12	13	14	15=(11+12+13+14)	16=(5-10)	17	18
Drugs and Medicines Expenses	50205010	170,250.00		170,250.00	3,128.00	2,417.00	83,063.00		88,608.00	2,777.00	4,497.00	83,063.00		90,337.00	81,642.00	(1,729.00)	
Telephone Expenses	50205020	375,200.00		375,200.00	39,363.39	270,331.61	115,705.57		425,400.57	24,844.89	140,452.44	121,304.70		286,602.03	(50,200.57)	138,798.54	
Internet Subscription Expenses	50205030	1,093,988.00		1,093,988.00	3,022.06	446,491.06	138,352.46		587,865.58	3,022.06	455,111.70	146,531.64		604,665.40	506,122.42	(16,799.82)	
Cable, Satellite, Telegraph & Radio Expenses	50205040	6,000.00		6,000.00		8,546.71	3,500.00		12,046.71		2,625.00	2,625.00		5,250.00	(6,046.71)	6,796.71	
Membership Dues & Contributions to Organization	50299060	165,235.00		165,235.00	30,000.00		41,000.00		71,000.00		2,000.00	21,000.00		23,000.00	94,235.00	48,000.00	
Awards/Rewards Expenses	50206010			-					-	35,450.00	40,000.00			75,450.00	0.00	(75,450.00)	
Printing & Publication Expenses	50299020	598,664.00		598,664.00	249,725.00	20,400.00	6,617.00		276,742.00	10,792.00	149,375.00	7,085.00		167,252.00	321,922.00	109,490.00	
Rent Expenses	50299050	30,000.00		30,000.00			40,000.00		40,000.00					-	(10,000.00)	40,000.00	
Representation Expenses	50299030	841,142.46		841,142.46	24,950.00	56,881.50	24,432.00		106,263.50	39,976.90	50,881.50	13,725.00		104,583.40	734,878.96	1,680.10	
Transportation & Delivery Expenses	50299040			-					-	30,000.00				30,000.00	0.00	(30,000.00)	
Subscription Expenses	50299070	42,000.00		42,000.00					-					-	42,000.00	0.00	
Rewards and Other Claims	50206010			-	35,000.00	40,000.00			75,000.00					-	(75,000.00)	75,000.00	
Professional Services				-					-					-	0.00	0.00	
Legal Services	50211010	200,000.00		200,000.00		90,000.00			90,000.00					-	110,000.00	90,000.00	
Auditing Services	50211020	200,000.00		200,000.00			9,750.00		9,750.00		17,480.00	12,810.00		30,290.00	190,250.00	(20,540.00)	
Other General Services	50212990			-	7,000.08	27,342.16	42,024.03		76,366.27		10,000.00			10,000.00	(76,366.27)	66,366.27	
Janitorial Services	50212020	988,130.88		988,130.88	31,084.95	62,074.63	87,715.46		180,875.04	29,957.00	56,848.75	20,573.43		107,379.18	807,255.84	73,495.86	
Security Services	50212030	1,040,000.00		1,040,000.00	165,600.00	312,984.60	276,080.00		754,664.60	165,000.00	312,984.60	275,880.00		753,864.60	285,335.40	800.00	
Other Professional Services	50211990	872,000.00		872,000.00	58,537.00	28,546.00	24,000.00		111,083.00	50,137.00	36,546.00	24,000.00		110,683.00	760,917.00	400.00	
Repairs and Maintenance				-					-					-	0.00	0.00	
Repair & Maint., Land Improvements	50213020	305,433.37		305,433.37					-					-	305,433.37	0.00	

SUMMARY OF APPROVED BUDGET UTILIZATIONS, DISBURSEMENTS AND BALANCES BY OBJECT OF EXPENDITURES
As of the Quarter Ending September 30, 2104

Department : State Universities & Colleges (SUCs)
 Agency : JOSE RIZAL MEMORIAL STATE UNIVERSITY - MAIN CAMPUS
 Operating Unit :
 Organization Code (UACS) : 08-85-00-00000
 Funding Source Code (as clustered) : 3-08

Particulars	UACS CODE	Approved Budget			Budget Utilization					Disbursements					BALANCES		
		Approved Budgeted Revenue	Adjustments (Additions, Reductions, Realignment)	Adjusted Budgeted Revenue	1st Quarter Ending March 31	2nd Quarter Ending June 30	3rd Quarter Ending Sept. 30	4th Quarter Ending Dec. 31	Total	1st Quarter Ending March 31	2nd Quarter Ending June 30	3rd Quarter Ending Sept. 30	4th Quarter Ending Dec. 31	Total	Unutilized Budget	Unpaid Utilizations (10-15) = (17+18)	
																Due and Demandable / Accounts Payable	Not Yet Due and Demandable
1	2	3	4	5=[3+(-)4]	6	7	8	9	10=(6+7+8+9)	11	12	13	14	15=(11+12+13+14)	16=(5-10)	17	18
Repair & Maint., Buildings & Other Structures	50213040			-					-					0.00		0.00	
Office Buildings	50213040 01	312,000.00		312,000.00			94,794.00		94,794.00					-	217,206.00	94,794.00	
School Buildings	50213040 02	1,787,031.80		1,787,031.80		133,143.96			133,143.96	249,900.00				249,900.00	1,653,887.84	(116,756.04)	
Other Structures	50213040 05	500,944.24		500,944.24	17,372.66		249,635.96		267,008.62	17,372.06		176,938.00		194,310.06	233,935.62	72,698.56	
Repair & Maint., Machinery & Equipment	50213050			-					-		54,940.00			54,940.00	0.00	(54,940.00)	
Office Equipment	50213050 02	100,000.00		100,000.00		20,720.00	10,392.00		31,112.00		780.00			780.00	68,888.00	30,332.00	
ICT Equipment	50213050 03	250,000.00		250,000.00					-					-	250,000.00	0.00	
Other Machinery & Equipment	50213050 99			-			7,500.00		7,500.00					-	(7,500.00)	7,500.00	
Repair & Maint., Transportation Equipment	50213060			-					-					-	0.00	0.00	
Motor Vehicles	50213060 01			-		3,245.60	148,143.90		151,389.50		3,245.00	80,600.00		83,845.00	(151,389.50)	67,544.50	
Other Transportation Equipment	50213060 99	660,000.00		660,000.00	66,127.40		8,954.00		75,081.40					-	584,918.60	75,081.40	
Taxes, Insurance Premiums and Other Fees	50215000			-					-					-	0.00	0.00	
Taxes, Duties and Licenses	50215010			-					-					-	0.00	0.00	
Taxes, Duties and Licenses	50215010 01	12,000.00		12,000.00					-					-	12,000.00	0.00	
Tax Refund	50215010 02	2,250.00		2,250.00					-					-	2,250.00	0.00	
Fidelity Bond Premium	50215020			-		3,375.00	3,375.00		6,750.00		3,375.00			3,375.00	(6,750.00)	3,375.00	
Insurance Expenses	50215030	71,000.00		71,000.00		13,193.61			13,193.61		13,193.61			13,193.61	57,806.39	0.00	
Labor & Wages				-	25,000.00	42,570.00	21,740.00		89,310.00					-	(89,310.00)	89,310.00	
Labor & Wages	50216010			-					-					-	0.00	0.00	
Other Maintenance & Operating Expenses				-					-					-	0.00	0.00	
Advertising Expenses	50299010			-					-		48,000.00			48,000.00	0.00	(48,000.00)	

**SUMMARY OF APPROVED BUDGET UTILIZATIONS, DISBURSEMENTS AND BALANCES BY OBJECT OF EXPENDITURES
As of the Quarter Ending September 30, 2104**

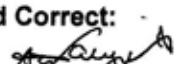
Department : State Universities & Colleges (SUCs)
 Agency : JOSE RIZAL MEMORIAL STATE UNIVERSITY - MAIN CAMPUS
 Operating Unit : _____
 Organization Code (UACS) : 08-85-00-00000
 Funding Source Code (as clustered) : 3-08


Particulars	UACS CODE	Approved Budget			Budget Utilization					Disbursements					BALANCES		
		Approved Budgeted Revenue	Adjustments (Additions, Reductions, Realignment)	Adjusted Budgeted Revenue	1st Quarter Ending March 31	2nd Quarter Ending June 30	3rd Quarter Ending Sept. 30	4th Quarter Ending Dec. 31	Total	1st Quarter Ending March 31	2nd Quarter Ending June 30	3rd Quarter Ending Sept. 30	4th Quarter Ending Dec. 31	Total	Unutilized Budget	Unpaid Utilizations (10-15) = (17+18)	
																Due and Demandable / Accounts Payable	Not Yet Due and Demandable
1	2	3	4	5=[3+(-)4]	6	7	8	9	10=(6+7+8+9)	11	12	13	14	15=(11+12+13+14)	16=(5-10)	17	18
Rent/Lease Expenses				-					-					-	0.00	0.00	
Building & Structures	50299050 01			-					-			3,000.00		3,000.00	0.00	(3,000.00)	
Equipment	50299050 04			-					-		40,000.00			40,000.00	0.00	(40,000.00)	
Membership dues & contribution to Organization	50299060			-					-		20,000.00			20,000.00	0.00	(20,000.00)	
Other MOE	50299990 99	903,724.89		903,724.89	8,800.00				8,800.00	30,235.95	54,130.00	257,580.00		341,945.95	894,924.89	(333,145.95)	
Financial Expenses				-					-					-	0.00	0.00	
Interest Expenses	50301020	1,485,029.43		1,485,029.43		734,695.63			734,695.63		734,695.63			734,695.63	750,333.80	0.00	
Other Financial Charges	50301990	242,083.00		242,083.00					-					-	242,083.00	0.00	
Capital Outlays		25,393,178.70	-	25,393,178.70	-	3,334,751.22	3,724,626.34	-	7,059,377.56	-	2,506,937.61	2,496,068.11	-	5,003,005.72	18,333,801.14	2,056,371.84	
Property, Plant and Equipment Outlay																	
Buildings and Other Structures Outlay	50604040																
Buildings	50604040 01	600,000.00		600,000.00		125,537.00			125,537.00					-	474,463.00	125,537.00	
School Buildings	50604040 02	5,686,000.00		5,686,000.00		890,000.01	1,124,003.50		2,014,003.51		890,000.01	983,340.50		1,873,340.51	3,671,996.49	140,663.00	
Other Structure		1,000,000.00		1,000,000.00					-			64,600.00		64,600.00	1,000,000.00	(64,600.00)	
Machinery and Equipment Outlay	50604050			-					-					-	0.00	0.00	
Office Equipment	50604050 02	2,240,231.90		2,240,231.90		564,132.61	968,315.84		1,532,448.45		205,796.00	707,991.61		913,787.61	707,783.45	618,660.84	
Information and Communication Technology Equip	50604050 03	9,021,485.47		9,021,485.47		461,745.00	1,482,001.00		1,943,746.00			679,336.00		679,336.00	7,077,739.47	1,264,410.00	
Military, Police & Security Equipment	50604050 10	100,000.00		100,000.00					-					-	100,000.00	0.00	
Medical Equipment	50604050 11	385,745.24		385,745.24					-					-	385,745.24	0.00	
Technical & Scientific Equipment	50604050 14	441,110.78		441,110.78					-					-	441,110.78	0.00	
Other Machinery & Equipment	50604050 99	1,506,047.22		1,506,047.22		1,293,336.60	46,000.00		1,339,336.60		1,294,336.60	46,000.00		1,340,336.60	166,710.62	(1,000.00)	

**SUMMARY OF APPROVED BUDGET UTILIZATIONS, DISBURSEMENTS AND BALANCES BY OBJECT OF EXPENDITURES
As of the Quarter Ending September 30, 2104**

Department : State Universities & Colleges (SUCs)
 Agency : JOSE RIZAL MEMORIAL STATE UNIVERSITY - MAIN CAMPUS
 Operating Unit : _____
 Organization Code (UACS) : 08-85-00-00000
 Funding Source Code (as clustered) : 3-08


Particulars	UACS CODE	Approved Budget			Budget Utilization					Disbursements					BALANCES		
		Approved Budgeted Revenue	Adjustments (Additions, Reductions, Realignment)	Adjusted Budgeted Revenue	1st Quarter Ending March 31	2nd Quarter Ending June 30	3rd Quarter Ending Sept. 30	4th Quarter Ending Dec. 31	Total	1st Quarter Ending March 31	2nd Quarter Ending June 30	3rd Quarter Ending Sept. 30	4th Quarter Ending Dec. 31	Total	Unutilized Budget	Unpaid Utilizations (10-15) = (17+18)	
1	2	3	4	5=[3+(-)4]	6	7	8	9	10=(6+7+8+9)	11	12	13	14	15=(11+12+13+14)	16=(5-10)	17	18
Transportation & Equipment Outlay				-					-					-	0.00	0.00	
Motor Vehicles	50604060 01	3,545,000.00		3,545,000.00					-					-	3,545,000.00	0.00	
Furniture & Fixtures	50604070 01	367,558.09		367,558.09			33,747.00		33,747.00					14,800.00	333,811.09	18,947.00	
Books Outlay	50604070 02			-					-					116,805.00	0.00	(116,805.00)	
Other Property, Plant & Equipment	50604090 99	500,000.00		500,000.00			70,559.00		70,559.00		116,805.00			-	429,441.00	70,559.00	
B. AUTOMATIC APPROPRIATIONS		421,983.36	-	421,983.36	98,530.56	121,585.87	65,301.12	-	285,417.55	-	131,181.12	32,650.56	-	163,831.68	136,565.81	121,585.87	-
Retirement and Life Insurance Premium	50103010	421,983.36		421,983.36	98,530.56	121,585.87	65,301.12		285,417.55		131,181.12	32,650.56		163,831.68	136,565.81	121,585.87	
C. SPECIAL PURPOSE FUNDS		-	-	-	-	-	-	-	-	-	-	-	-	-	0.00	0.00	-
Miscellaneous Personnel Benefits Fund				-					-					-	0.00	0.00	
Pension and Gratuity Fund				-					-					-	0.00	0.00	
D. TRUST LIABILITIES	20401010 00	18,257,072.25		18,257,072.25	3,527,367.73	4,870,285.13	320,848.61		8,718,501.47					-	0.00	0.00	
GRAND TOTAL		95,259,216.67	-	95,259,216.67	9,218,696.68	18,616,188.07	15,963,687.69	-	43,798,572.44	4,898,458.37	12,910,565.73	9,969,807.23	-	27,779,831.33	41,922,073.45	7,300,239.64	

Certified Correct:

 LOURDES T. VALLEJOS
 Budget Officer
 Date: November 28, 2014

Certified Correct:

 NATHANIEL C. DAYMIEL
 Chief Accountant/OIC-Office of the Accountant
 Date: November 28, 2014

Recommending Approval:

 Director, FMS
 Date:

Approved By:

 EDGAR S. BALBUENA, FfUP, Ed.D.
 Agency Head/Department Secretary
 Date: November 28, 2014