


QUARTERLY PHYSICAL REPORT OF OPERATION  
As of 2018 December 31


BAR N.


Department: State Universities and Colleges (SUCs)  
Appropriations: Current Year Appropriations  
Agency: Jose Rizal Memorial State University  
Operating Unit: N/A  
Organization Code (UACS): 080850000000  
Report Status: SUBMITTED

Particulars 1	UACS CODE 2	Physical Targets					Physical Accomplishments					Variance as of December 31 2018 13	Remarks 14	
		1st Quarter 3	2nd Quarter 4	3rd Quarter 5	4th Quarter 6	Total 7=(3+4+5+6)	1st Quarter 8	2nd Quarter 9	3rd Quarter 10	4th Quarter 11	Total 12=(8+9+10+11)			
Part A														
I. Operations														
OO Relevant and quality tertiary education ensured to achieve inclusive growth and access of deserving but poor students to quality tertiary education increased														
HIGHER EDUCATION PROGRAM	3.101E+14													
Outcome Indicators														
1. Percentage of first-time licensure exam-takers that pass the licensure exams		42%	45%	45%	45%	44.29%	ongoing	38.50%	38.50%	45.83%	45.83%	103.47%		
2. Percentage of graduates (2 years prior) that are employed		9%	9%	9%	9%	38%	44.90%	53.90%	53.90%	68.24%	68.24%	189.56%		
Output Indicators														
1. Percentage of undergraduate student population enrolled in CHED-identified and RDC-identified priority programs				98.22%		98.22%	94%	96.30%	94.33%	100%	100%	101.81%		
2. Percentage of undergraduate programs with accreditation					88%	88.14%	ongoing	88.14%	88.14%	100%	100%	113.46%		
OO Higher education research improved to promote economic productivity and innovation														
RESEARCH PROGRAM	3.202E+14													
Outcome Indicator														
1. Number of research outputs in the last three years utilized by the industry or by other beneficiaries		7	7	8	8	30	10	31	42	46	46	153.33%		
Output Indicators														
1. Number of research outputs completed within the year		32	32	33	34	131	41	68	132	142	142	108.40%		
2. Percentage of research outputs published in internationally-refereed or CHED recognized journal within the year		3%	4%	4%	4%	14.98%	14.63% (6/41)	19.32% (17/88)	24.24% (32/132)	33.10% (47/142)	33.10% (47/142)	220.95%		
OO Community engagement increased														
TECHNICAL ADVISORY EXTENSION PROGRAM	3.301E+14													
Outcome Indicators														
1. Number of active partnerships with LGUs, industries, NGOs, NGAs, SMEs, and other stakeholders as a result of extension activities		15	16	16	16	63	19	64	67	70	70	111.11%		
Output Indicators														
1. Number of trainees weighted by the length of training		2,860	2,860	2,860	2,863.75	11,443.75	2,908	13,300	14,160	14,460	14,460	126.36%		
2. Number of extension programs organized and supported consistent with the SUC's mandated and priority programs		14	14	14	15	57	18	42	48	60	60	105.26%		

Performance Indicator	Target	Actual	99%	99%	100%	100%	99.44%	100%	100%	100%	100%	100%	100.56%
training course/s and advisory services as satisfactory or higher in terms of quality and relevance			99%	99%	100%	100%	99.44%	100%	100%	100%	100%	100%	100.56%
<b>II. Projects</b>													
<b>Operations</b>													
OO Relevant and quality tertiary education ensured to achieve inclusive growth and access of deserving but poor students to quality tertiary education increased	3E+14												
HIGHER EDUCATION PROGRAM	3.1E+14												
Locally-Funded Project(s)	3.101E+14												
Construction of 2 storey 12 CL School Building and facilities in Tampilisan Campus	3.101E+14												
Construction of 2 Storey 12 CL School Building in Tampilisan		15%	25%	25%	35%	100%		10%	55%	15%	80%		
Construction of 2 storey 12 CL School Building and facilities in Katipunan Campus	3.101E+14												
Construction of 2Storey 12 CL School Building and facilities in Katipunan		15%	25%	25%	35%	100%		15%	53%	7%	75%		
Construction/Repair/Rehabilitation of Academic Building	3.101E+14												
Purchase of Various Equipment Outlay	3.101E+14												
OO Higher education research improved to promote economic productivity and innovation	3.2E+14												
RESEARCH PROGRAM	3.202E+14												
Locally-Funded Project(s)	3.202E+14												
Developing a cassava value chain from the raw materials to the processed chips	3.202E+14												
Developing a cassava value chain from the raw materials to the processed chips		10%	15%	25%	50%	100%		7%	91%	98%			
OO Community engagement increased	3.3E+14												
TECHNICAL ADVISORY EXTENSION PROGRAM	3.301E+14												
Locally-Funded Project(s)	3.301E+14												
Bringing Health Care to the People Health Resiliency of families	3.301E+14												
Bringing Health Care to the People Health Resiliency of families		10%	15%	25%	50%	100%		14%	55%	16%	85%		

Prepared By  
  
 FDR EVELYN R. CAMISENO, Ed D  
 Planning Services Head/Planning Officer  
 Date: 15/Jan/2019

In coordination with  
  
 LYN A. CANDA  
 Financial Services Head/Budget Officer  
 Date: 15/Jan/2019

Approved By  
  
 FDR DAYLINDA LUZON-LATUT, Ph D  
 Agency Head/Department Secretary  
 Date: 15/Jan/2019