

QUARTERLY PHYSICAL REPORT OF OPERATIONS
As of the quarter ending March 31, 2015


Department: **STATE UNIVERSITIES AND COLLEGES**
 Agency: **JOSE RIZAL MEMORIAL STATE UNIVERSITY (system)**
 Operating Unit:
 Organizational Code: (UACS): **08-085-00-000000**


x	Current Year Appropriations
	Supplemental Appropriations
	Continuing Appropriations
	Off-Budget Account

Particulars	UACS CODE	Physical Targets					Physical Accomplishments Targets					Variance as of	Remarks
		1st Quarter	2nd Quarter	3rd Quarter	4th Quarter	Total	1st Quarter	2nd Quarter	3rd Quarter	4th Quarter	Total		
Part A:													
1. OPERATIONS:													
MFO 1- HIGHER EDUCATION SERVICES	3000000000												
1.1 Total Number of Graduates				1,752		1,752	on going						
1.2 Percentage of Total Graduates that are in priority courses				96%(1403/1461)		96%(1403/1461)	on going						
1.3 Average passing percentage of licensure exams by SUCs graduates/national				52%		59%	on going						
1.4 Average percentage passing across all disciplines covered by the SUCs				52%(456/883)		52%(456/883)	on going						
1.5 Percentage (cumulative) of accredited programs to total no. of programs				53.50%(84/157)		53.50%(84/157)	on going						
1.6 Percentage of graduates who finished their academic programs according to prescribed timeframe				95%(1386/1461)		95%(1386/1461)	on going						
MFO 2- RESEARCH SERVICES	3020000000												
2.1 Number of research studies completed in the last 3 years		53	54	54	58	219 (2013-2015)	53						
2.2 Percentage of Research Projects completed in the last 3 years		100% (53/53)	100% (54/54)	100%(54/54)	100%(58/58)	100%(219/219)	100%(53/53)						
2.3 Percentage of output presentaed in local, regional, national or internationa for a		100%(53/53)	100% (54/54)	100%(54/54)	100%(58/58)	100% (219/219)	100%(53/53)						
2.4 Percentage of research projects conducted or completed on schedule		100%(53/53)	100%(54/54)	100%(54/54)	100%(58/58)	100%(219/219)	100%(53/53)						
MFO 3- EXTENSION SERVICES	3030000000												
3.1 Number of persons trained weighted by length of training		2050	2050	2050	2050	8200	800/83 days						
3.2 Numbe rof persos provided with technical advice training		38	41	40	41	160	38						
3.3 Percentage of trainees/clients who rated services rendered as good or better		24.95% (1023/4100)	25.02% (1026/4100)	24.98% (1024/4100)	25.05% (1027/4100)	100% (4100/4100)	24.95%						
3.4 Percentage of clients who rate the advisory services as good or better		24.95% (1023/4100)	25.02%(1026/4100)	24.98%(1024/4100)	25.05%(1027/4100)	100% (4100/4100)	24.95%						
3.5 Percentage of request for training responded to within 3 days of request		21.67% (13/60)	26.67%(16/60)	23.33& (14/60)	28.33%(17/60)	100%(60/60)	21.67%						
3.6 Percentage of request for technical advice that are responded to within 3 days		21.67%(13/60)	26.67%(16/60)	23.33%(14/60)	28.33%(17/60)	1005(60/60)	21.67%						
3.7 Percentage of persons given training or advisory servcies who rate timeliness of service delivery as good or betted		24.95%(1023/4100)	25.02%(1026/4100)	24.98%(1024/4100)	25.05%(1027/4100)	100%(4100/4100)	24,95%						


Particulars	UACS CODE	Physical Targets					Physical Accomplishments Targets					Variance as of	Remarks
		1st Quarter	2nd Quarter	3rd Quarter	4th Quarter	Total	1st Quarter	2nd Quarter	3rd Quarter	4th Quarter	Total		
MFO 4- Support				97%		97%	on going					0.00%	
4.1 Percentage of students and personnel who rated the non- academic services (e.g. Library services, medical /dental services, guidance services, ICT services, etc.) as good or better													
4.2 Percnetage of faculty and personnel enables to pursue studies/training		24.59%(105/427)	24.82%(106/427)	25.29%(108/427)	25.29%(108/427)	100%(427/427)	25%(105/427)						
4.3 QMS aligned with ISO Standards					QMS is aligned with ISO-9001 2008 BS EN ISO 9001 2000	QMS is aligned with ISO-9001 2008 BS EN ISO 9001 2000	on going					QMS is aligned w/ ISO 9001-2008 Reg. No.62Q17082	
MFO 5- General Administration and Support Services	100010000												
5.1 Budget Utilization Rate (BUR)		25%	50%	65%	89%	89%	89%					98%	
5.1.2 By Obligations BUR or ratio of total obligations to total releases		25%	50%	70%	90%	90%	54%					94%	
5.1.3 By Disbursement BUR or ratio of total disbursement													
5.2 Submission to COA of reports on aging of Cash advances		completed	completed	completed	completed	completed	Complied						
5.3 Submission to COA of required financial statements and reports		completed	completed	completed	completed	completed	Complied						

Prepared by:


EVELYN R. CAMPISEÑO, Ed.D
 VPRED/Planning Officer JRMSU System
 Date: September 30, 2015


LYN A. CANDA
 Budget Officer III
 JRMSU System
 Date: September 30, 2015

APPROVED:


EDGAR S. BALBUENA, Ed.D, FFUP, FRIEdR, FIRM
 University President
 Date: September 30, 2015