



Particulars	UACS CODE	Authorized Appropriation	Adjustments (Transfer To)/From, Realignment	Adjusted Appropriations	Allotments Received	Adjustments (Withdrawal, Realignment)	Transfer To	Transfer From	Adjusted Total Allotments	Currents				Balances				Unpaid Obligations (15-20) = (23+24)									
										1st Quarter Ending March 31	2nd Quarter Ending June 30	3rd Quarter Ending Sept. 30	4th Quarter Ending Dec. 31	Total	1st Quarter Ending March 31	2nd Quarter Ending June 30	3rd Quarter Ending Sept. 30	4th Quarter Ending Dec. 31	Total	Unreleased Appropriations	Unobligated Allotment	Due and Demandable	Not Yet Due and Demandable				
										11	12	13	14	15=(11+12+13+14)	16	17	18	19	20=(16+17+18+19)	21=(5-10)	22=(16-19)	23	24				
CO																											
Construction of 2nd Floor Administration Building in Tampikan Campus	264004010100024																										
CO																											
Construction of IGP Building and meat processing plant and facilities in Kallipunan Campus	264004010100025																										
CO																											
Multipurpose/Facilities	000004010400030	5,000,000.00		5,000,000.00	5,000,000.00				5,000,000.00			1,582,561.00		1,582,561.00			450,850.00		450,850.00				3,417,439.00			1,131,711.00	
Construction and/or Rehabilitation of Multi-Purpose Building including P500,000 for Sports Facilities	264004010300031	1,500,000.00		1,500,000.00	1,500,000.00				1,500,000.00			740,601.00		740,601.00			450,850.00		450,850.00				759,393.00			289,751.00	
CO		1,500,000.00		1,500,000.00	1,500,000.00				1,500,000.00			740,601.00		740,601.00			450,850.00		450,850.00				759,393.00			289,751.00	
Repair and Improvement of Structures/Facilities and Acquisition of Equipment	264004010310002	3,500,000.00		3,500,000.00	3,500,000.00				3,500,000.00			841,960.00		841,960.00									2,658,040.00			841,960.00	
CO		3,500,000.00		3,500,000.00	3,500,000.00				3,500,000.00			841,960.00		841,960.00									2,658,040.00			841,960.00	
Economic Development	000004070300000	3,475,000.00		3,475,000.00	3,475,000.00				3,475,000.00			543,557.46	431,436.60	974,994.06			42,182.26	854,379.80		896,562.15			2,506,005.94			78,431.91	
Agriculture and Fisheries	000004070200000	3,475,000.00		3,475,000.00	3,475,000.00				3,475,000.00			543,557.46	431,436.60	974,994.06			42,182.26	854,379.80		896,562.15			2,506,005.94			78,431.91	
Rural Economic Development Strategies: A Collaboration with GK & LGU thru Barangay Welfare Inmanan (BWI) program of JRMISU System	264004070200005	3,475,000.00		3,475,000.00	3,475,000.00				3,475,000.00			543,557.46	431,436.60	974,994.06			42,182.26	854,379.80		896,562.15			2,506,005.94			78,431.91	
MOOE		3,475,000.00		3,475,000.00	3,475,000.00				3,475,000.00			543,557.46	431,436.60	974,994.06			42,182.26	854,379.80		896,562.15			2,506,005.94			78,431.91	
Research and Development	000004130000000	6,000,000.00		6,000,000.00	6,000,000.00				6,000,000.00			76,763.10	18,411.26	27,356.65			122,531.01	71,431.75		18,841.26			90,273.01		5,877,469.99	32,258.00	
Agriculture and Food	000004130100000	6,000,000.00		6,000,000.00	6,000,000.00				6,000,000.00			76,763.10	18,411.26	27,356.65			122,531.01	71,431.75		18,841.26			90,273.01		5,877,469.99	32,258.00	
Screening of Marine species potential for mariculture	264004130100001	6,000,000.00		6,000,000.00	6,000,000.00				6,000,000.00			76,763.10	18,411.26	27,356.65			122,531.01	71,431.75		18,841.26			90,273.01		5,877,469.99	32,258.00	
MOOE		6,000,000.00		6,000,000.00	6,000,000.00				6,000,000.00			76,763.10	18,411.26	27,356.65			122,531.01	71,431.75		18,841.26			90,273.01		5,877,469.99	32,258.00	
Sub-Total Agency-Specific		413,026,000.00		413,026,000.00	330,465,000.00				330,465,000.00	51,833,543.56	68,867,640.12	64,287,073.82		184,788,257.50	44,990,987.83	68,616,276.61	58,760,456.57		172,378,720.01	82,561,000.00	145,676,742.50			12,409,537.49			
PS		231,099,000.00		231,099,000.00	213,545,000.00				213,545,000.00	41,707,850.64	57,655,923.09	47,005,370.24		146,368,943.96	39,658,092.46	59,346,210.04	47,059,715.33		145,664,017.83	17,554,090.03	67,176,056.04			1,304,928.13			
MOOE		121,978,000.00		121,978,000.00	59,971,000.00				59,971,000.00	9,167,892.92	11,011,717.04	8,091,657.51		30,671,287.47	6,343,685.37	9,177,065.57	9,271,916.99		24,792,877.92	65,007,000.00	29,899,732.53			5,278,389.55			
Fin Ex																											
CO		59,949,000.00		59,949,000.00	59,949,000.00				59,949,000.00	859,000.00		7,390,046.07		8,348,046.07			93,000.00	2,428,824.28		2,521,824.28			51,600,953.93			5,626,221.61	
II. Automatic Appropriations																											
Retirement and Life Insurance Premiums	01104102																										
General Administration and Support	000001000000000	3,178,000.00		3,178,000.00	3,178,000.00				3,178,000.00	841,487.69	853,494.01	893,605.52		2,588,487.22	679,923.73	1,012,641.49	893,505.52		2,586,070.74				589,512.78			2,416.48	
General Management and Supervision	103001000100000	3,178,000.00		3,178,000.00	3,178,000.00				3,178,000.00	841,487.69	853,494.01	893,505.52		2,588,487.22	679,923.73	1,012,641.49	893,505.52		2,586,070.74				589,512.78			2,416.48	
PS		3,178,000.00		3,178,000.00	3,178,000.00				3,178,000.00	841,487.69	853,494.01	893,505.52		2,588,487.22	679,923.73	1,012,641.49	893,505.52		2,586,070.74				589,512.78			2,416.48	
Operations	000003000000000	14,783,000.00		14,783,000.00	14,783,000.00				14,783,000.00	3,155,291.83	3,829,087.72	4,526,455.91		11,510,815.46	2,584,480.51	4,364,612.46	4,526,435.53		11,475,528.50				3,272,184.54			35,286.88	
MFO 1 HIGHER EDUCATION SERVICES	000003010000000	14,783,000.00		14,783,000.00	14,783,000.00				14,783,000.00	3,155,291.83	3,829,087.72	4,526,455.91		11,510,815.46	2,584,480.51	4,364,612.46	4,526,435.53		11,475,528.50				3,272,184.54			35,286.88	
Provision of Higher Education Services Including P 35,638,000 for Scholarships of Poor and Deserving Students (Expanded Students' Grants-in-Aid Program for Poverty Alleviation-ESGP-PA) and P20,369,000 for Tutoring Dulong	264003010200000	14,783,000.00		14,783,000.00	14,783,000.00				14,783,000.00	3,155,291.83	3,829,087.72	4,526,455.91		11,510,815.46	2,584,480.51	4,364,612.46	4,526,435.53		11,475,528.50				3,272,184.54			35,286.88	
PS		14,783,000.00		14,783,000.00	14,783,000.00				14,783,000.00	3,155,291.83	3,829,087.72	4,526,455.91		11,510,815.46	2,584,480.51	4,364,612.46	4,526,435.53		11,475,528.50				3,272,184.54			35,286.88	
Sub-Total Automatic Appropriations		17,961,000.00		17,961,000.00	17,961,000.00				17,961,000.00	3,996,779.52	4,682,561.73	5,419,861.43		14,099,302.68	3,264,404.24	5,377,253.95	5,419,861.05		14,061,599.24				3,861,697.32			37,703.44	
PS		17,961,000.00		17,961,000.00	17,961,000.00				17,961,000.00	3,996,779.52	4,682,561.73	5,419,861.43		14,099,302.68	3,264,404.24	5,377,253.95	5,419,861.05		14,061,599.24				3,861,697.32			37,703.44	
MOOE																											
Fin Ex																											
CO																											
III. Special Purpose Fund																											
Pension and Gratuity Fund	01101407		1,570,664.00	1,570,664.00	1,570,664.00				1,570,664.00		1,105,076.37	465,587.09		1,570,663.37			653,836.37	716,827.00		1,570,663.37							
Pension and Gratuity Fund	000009030000000		1,570,664.00	1,570,664.00	1,570,664.00				1,570,664.00		1,105,076.37	465,587.09		1,570,663.37			653,836.37	716,827.00		1,570,663.37							
For payment of retirement and terminal leave benefits	262009030200000		1,480,673.03	1,480,673.03	1,480,673.03				1,480,673.03		1,052,567.37	427,805.03		1,480,672.37			801,627.37	670,045.00		1,480,672.37							
PS			1,480,673.03	1,480,673.03	1,480,673.03				1,480,673.03		1,052,567.37	427,805.03		1,480,672.37			801,627.37	679,045.00		1,480,672.37							
For payment of moratorium of leave credits	103009030400000		89,991.00	89,991.00	89,991.00				89,991.00		52,209.00	37,782.00		89,991.00			52,209.00	37,782.00		89,991.00							
PS			89,991.00	89,991.00	89,991.00				89,991.00		52,209.00	37,782.00		89,991.00			52,209.00	37,782.00		89,991.00							
Sub-Total SPF			1,570,664.00	1,570,664.00	1,570,664.00				1,570,664.00		1,105,076.37	465,587.09		1,570,663.37			653,836.37	716,827.00		1,570,663.37							
PS			1,570,664.00	1,570,664.00	1,570,664.00																						

Particulars	UACS CODE	Authorized Appropriation	Adjustments (Transfer To)/From, Realignment	Adjusted Appropriations	Allotments Received	Adjustments (Withdrawal, Realignment)	Transfer To	Transfer From	Adjusted Total Allotments	1st Quarter Ending March 31	2nd Quarter Ending June 30	3rd Quarter Ending Sept 30	4th Quarter Ending Dec. 31	Total	1st Quarter Ending March 31	2nd Quarter Ending June 30	3rd Quarter Ending Sept 30	4th Quarter Ending Dec. 31	Total	Unreleased Appropriations	Unobligated Allotment	Unpaid Obligations (15-20) = (23+24)	
																						Due and Demandable	Not Yet Due and Demandable
1	2	3	4	5=(3+4)	6	7	8	9	10=((8)+(9))-8+9	11	12	13	14	15=(11+12+13+14)	16	17	18	19	20=(16+17+18+19)	21=(5-10)	22=(16-15)	23	24
MOOE		121,678,000.00		121,978,000.00	56,971,000.00				56,971,000.00	6,167,892.02	11,011,717.04	9,891,657.51		30,071,267.47	6,343,895.37	9,177,055.57	9,271,916.98		24,792,877.92	65,007,000.00	26,899,732.53		5,278,389.55
Fin Ex																							
CD		59,849,000.00		59,849,000.00	59,849,000.00				59,849,000.00	958,000.00		7,390,046.07		8,348,046.07		93,000.00	2,428,824.26		2,521,824.26		51,600,963.93		5,826,221.81


Certified Correct:


 LYN A. BANDA
 Budget Officer
 Date: 30/Oct/2017


Certified Correct:


 EDER E. CAYONGCONG, CPA
 Chief Accountant
 Date:

Recommended By:


 ATTY. NIZZA P. LESTERIO, CPA
 Director, FMS
 Date: 30/Oct/2017

Approved By:


 EDGAR S. BALBUENA, Ed.D, FFUP, DFRIM, DFRIPAr, FDR.
 Agency Head/Department
 Date: 30/Oct/2017

STATEMENT OF APPROPRIATIONS, ALLOTMENTS, OBLIGATIONS, DISBURSEMENTS AND BALANCES
As of the Quarter Ending September 30, 2017

Department: State Universities and Colleges (SUCs)

Authorization: 02 - Continuing Appropriations

Agency: Jose Rizal Memorial State University

Report Status: SUBMITTED

Operating Unit: N/A

Organization Code (UACS): 08085000000

Fund Cluster: 01 - Regular Agency Fund

Table with 24 columns: Particulars, UACS CODE, Appropriation (Authorized, Adjusted), Allotments (Received, Adjusted), Current Year Obligations (1st-4th Quarter, Total), Current Year Disbursements (1st-4th Quarter, Total), and Balances (Unreleased, Unobligated, Unpaid Obligations). Rows include Agency Specific Budget, Specific Budgets of National Government Agencies, and various MOOE and PS items.


Particulars	UACS CODE	Authorized Appropriation	Adjustments (Transfer To)/From, Realignment	Adjusted Appropriations	Allotments Received	Adjustments (Withdrawal, Reassignment)	Transfer To	Transfer From	Adjusted Total Allotments	1st Quarter	2nd Quarter	3rd Quarter	4th Quarter	Total	1st Quarter	2nd Quarter	3rd Quarter	4th Quarter	Total	Unreleased Appropriations	Unobligated Allotment	Unpaid Obligations (15-20) = (23+24)	
										Ending March 31	Ending June 30	Ending Sept. 30	Ending Dec. 31		Ending March 31	Ending June 30	Ending Sept. 20	Ending Dec. 31				20=(16+17+18+19)	21=(5-10)
1	2	3	4	5=(3+4)	6	7	8	9	10=(6+(7)+8+9)	11	12	13	14	15=(11+12+13+14)	16	17	18	19	20	21	22	23	24
CO																							
GRAND TOTAL		73,968,085.22		73,968,085.22	73,968,085.22				73,968,085.22	14,811,656.68	34,646,093.72	4,003,715.17		53,261,465.57	9,809,110.42	17,065,428.22	17,071,886.98		44,045,225.62		20,704,819.85		8,216,238.85
PS																							
MOOE		43,803,977.43		43,803,977.43	43,803,977.43				43,803,977.43	12,883,528.91	14,486,795.72	2,342,715.17		29,713,039.80	9,776,110.42	18,615,830.22	3,108,836.17		29,702,576.81		14,090,937.63		10,462.99
Fin Ex																							
CO		30,162,107.79		30,162,107.79	30,162,107.79				30,162,107.79	1,728,127.77	20,159,298.00	1,661,000.00		23,548,425.77	130,000.00	249,798.00	13,962,850.81		14,342,648.81		6,613,682.02		9,205,776.96


Certified Correct:


Certified Correct:


Recommended By:

Approved By:


 LYN A. CANDA
 Budget Officer
 Date: 30/Oct/2017


 BOER E. CAYONGCONG, CPA
 Chief Accountant
 Date:


 ATTY. NIZZA P. LESTERIO, CPA
 Director, FMS
 Date: 30/Oct/2017


 EDGAR S. BALBUENA, Ed.D, FFUP, DFRIM, DFRIPAr, FDR.
 Agency Head/Department
 Date: 30/Oct/2017

This report was generated using the Unified Reporting System on 03/11/2017 08:57