

## PERFORMANCE INDICATOR - September 30, 2019

Department: State Universities and Colleges (SUCs)  
 Agency: Jose Rizal Memorial State University  
 Organization Code 08 085 0000000


Particulars	UACS CODE	Physical Target (Budget Year)					Physical Accomplishment (Budget Year)					Variance	Remarks
		1st Quarter	2nd Quarter	3rd Quarter	4th Quarter	Total	1st Quarter	2nd Quarter	3rd Quarter	4th Quarter	Total		
1	2	3	4	5	6	7	8	9	10	11	12	13	14
HIGHER EDUCATION PROGRAM	31010000000000												
OO : Relevant and quality tertiary education ensured to													
Outcome Indicators													
1. Percentage of first-time licensure exam-													
takers that pass the licensure exams		43%	44%	45%	45%	44.29%	on going	39.94%	46.15%		43.05%	-1.24%	
2. Percentage of graduates (2 years prior)													
that are employed		9%	9%	9%	9%	36%	on going	50.89%	on going		50.89%	14.89%	
Output Indicators													
1. Percentage of undergraduate student													
population enrolled in CHED-identified													
and RDC-identified priority programs		98.22%		98.22%		98.22%	100%	100%	100%		100%	1.78%	
2. Percentage of undergraduate programs													
with accreditation		88.14%		88.14%		88.14%	100%	100%	100%		100%	11.2%	
RESEARCH PROGRAM	32020000000000												
OO : Higher education research improved to promote													
Outcome Indicator													
1. Number of research outputs in the last													
three years utilized by the industry or													
by other beneficiaries		7	7	7	7	30	46	0	0		46	16	
Output Indicators													
1. Number of research outputs completed													
within the year		32	32	33	34	131	16	14	9		39	-92	
2. Percentage of research outputs published													
in internationally-refereed or CHED													
recognized journal within the year		3%	4%	4%	4%	14.98%	on going	4.17%	16.67%		16.67%	1.69%	

Particulars	UACS CODE	Physical Target (Budget Year)					Physical Accomplishment (Budget Year)					Variance	Remarks
		1st Quarter	2nd Quarter	3rd Quarter	4th Quarter	Total	1st Quarter	2nd Quarter	3rd Quarter	4th Quarter	Total		
1	2	3	4	5	6	7	8	9	10	11	12	13	14
TECHNICAL ADVISORY EXTENSION PROGRAM	33010000000000												
OO : Community engagement increased													
Outcome Indicators													
1. Number of active partnerships with LGUs, industries, NGOs, NGAs, SMEs, and other stakeholders as a result of extension activities		15	16	16	16	63	9	15	22		46	-17	
Output Indicators													
1. Number of trainees weighted by the length of training		2,860	2,860	2,860	2,864	11,444	1034	1590	4,815		7,439	-4005	
2. Number of extension programs organized and supported consistent with the SUC's mandated and priority programs		14	14	14	15	57	9	14	23		46	-11	
3. Percentage of beneficiaries who rate the training course/s and advisory services as satisfactory or higher in terms of quality and relevance		99%	99%	100%	100%	99.44%	100%	100%	100%		100%	.56%	

This report was generated using the Unified Reporting System on 16/10/2019 06:10

Page 1 of


Prepared By:

  
LEONARDO J. ZAMORAS, CE, DPA

Planning Officer

Date: 10/16/19 2:10 PM


In coordination with:

  
LYN A. CANDALYN A. CANDALYN A. CANDA

Budget Officer

Date: 10/16/19 2:11 PM

Approved By:

  
DAYLINDA LUZ R. LAPUT, Ph.D.

University President

Date: 10/16/19 2:12 PM